

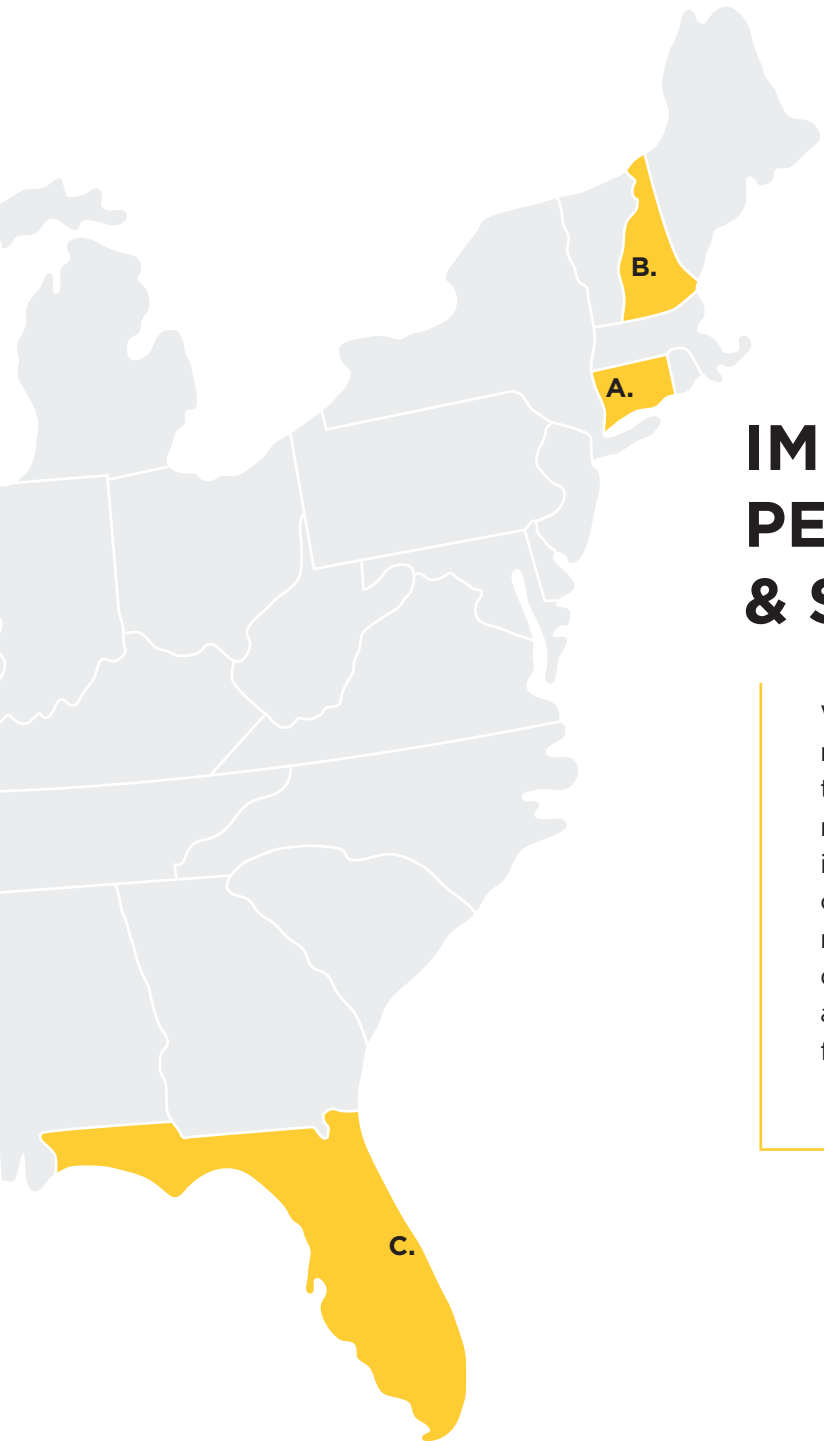


WHELEN AEROSPACE TECHNOLOGIES



2023 PRODUCT CATALOG





IMPROVING PERFORMANCE & SAFETY

Whelen® Aerospace Technologies represents a rich history in technological innovations and is now positioned as the global leader in the aerospace lighting market. For over **70 years**, we've had exceptional milestones that demonstrate our dedication to constant innovation, and we've never been more excited for the future.



ORIGINS

1952

WHELEN ENGINEERING

George W Whelen III invents the first rotating aircraft “anti-collision” beacon in his garage in Deep River, Connecticut.

1987

A SECOND HOME

Due to production demand, Whelen opens a second manufacturing plant in Charlestown, New Hampshire. Today, this 600,000+ square foot facility facility sits on 56 acres. Six buildings house over nearly one-thousand employees and some of our most advanced manufacturing processes.

2019

WHELEN AEROSPACE TECHNOLOGIES

Whelen Engineering's Aviation Division and LoPresti Aviation officially merge to become Whelen Aerospace Technologies.

FAA APPROVED FOR OVER 70 YEARS

ABOUT WHELEN AEROSPACE TECHNOLOGIES

Whelen Aerospace Technologies is the global leader in high-end lighting products for the aerospace industry.

Our experienced staff designs, engineers, and manufactures high-quality products that provide safety, visibility, and recognition for aircraft across all platforms.

Our design engineers work closely with OEM and service provider networks to design high-performance products that enhance the pilot experience, as well as provide safety of flight.

As an FAA-approved production holder, Whelen Aerospace Technologies owns hundreds of STCs for aircraft landing, taxi, anti-collision and position lights. Our in-house composite shop produces a wide variety of STC- and PMA-approved speed modifications for a number of general aviation aircraft.

Our expansive product line is sure to provide a solution for pilots and owners alike, based on their individual needs.

- 3 manufacturing facilities totalling 1 million square feet
- Largest staff of Design Engineers in the industry
- Extensive research and development facilities
- Plastics injection molding machines from 30 to 2000 tons capacity
- In-house plastics, hard-coating, metallizing, and sheet metal fabrication
- On-site test lab for environmental dust, moisture, vibration, etc.; acoustic anechoic sound chamber, industry certifications (SAE, AMECA, FAA, TSO)
- Sales and Technical Personnel are trained at the factory training center and return for updates on a regular schedule
- Worldwide network of Sales, Service and Training



A night-time perspective from the cockpit of a race car, looking out over a track. The track is illuminated by blue and yellow lights, with a yellow sign visible on the left. The car's dashboard and steering wheel are visible in the foreground. The text "JOIN US FOR THE RIDE" is overlaid on the image in a large, white, sans-serif font. The words "JOIN US FOR THE" are in a smaller, outlined font, while "RIDE" is in a larger, solid font.

JOIN US FOR THE
RIDE

DID YOU KNOW

AIRCRAFT LIGHTING REGULATIONS

All aircraft must have an approved anti-collision light and position light system for nighttime operations. The position lights consist of an Aviation Red on the left side, an Aviation Green on the right and an Aviation White tail light (REF. FAR 23.1389).

The anti-collision lighting system is required under FAR PART 91.205(c). There are different requirements affecting different aircraft. These aircraft are categorized by the date of application for type certificate. Home-built aircraft are determined by the Date of Issuance of the Experimental Operating Limitations. The different categories are as follows:

- **AIRCRAFT FOR WHICH TYPE CERTIFICATE WAS APPLIED FOR BETWEEN APRIL 1, 1957 - AUGUST 10, 1971:**

These anti-collision systems must produce a minimum of 100 effective candela in Aviation **Red** or **White** (REF. FAR 23.1397), 360° around the aircraft's vertical axis, and 30° above and below the horizontal plane (REF. FAR 23.1401).

- **AIRCRAFT FOR WHICH TYPE CERTIFICATE WAS APPLIED FOR BETWEEN AUGUST 11, 1971 - JULY 18, 1977:**

These anti-collision systems must produce a minimum of 400 effective candela in Aviation **Red** or **White** (REF. FAR 23.1397), 360° around the aircraft's vertical axis, and 30° above and below the horizontal plane (REF. FAR 23.1401).

- **AIRCRAFT FOR WHICH TYPE CERTIFICATE WAS APPLIED FOR AFTER JULY 18, 1977:**

These anti-collision systems must produce a minimum of 400 effective candela in Aviation **Red** or **White** (REF. FAR 23.1397), 360° around the aircraft's vertical axis, and 75° above and below the horizontal plane (REF. FAR 23.1401).

FUSELAGE:
In a fuselage-mounted anti-collision strobe light system, a minimum of two strobe lights are necessary to get the required vertical coverage. This is an approved anti-collision system.

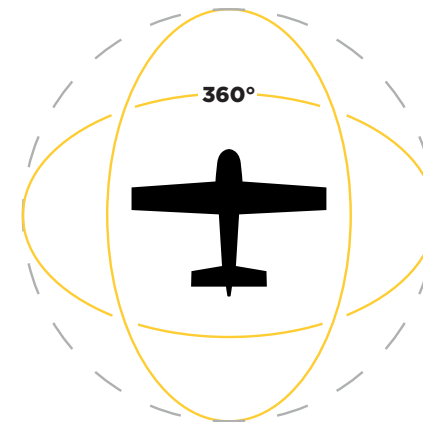
VERTICAL FIN:
One anti-collision strobe light mounted on the vertical fin will meet the minimum requirements on most aircraft. A 1/2 Red and 1/2 White lens is recommended.

ENCLOSED WINGTIP:
Enclosed wingtip anti-collision strobe lights require a third strobe light on the tail or vertical fin to fill in the required light envelope. This is an approved anti-collision system.

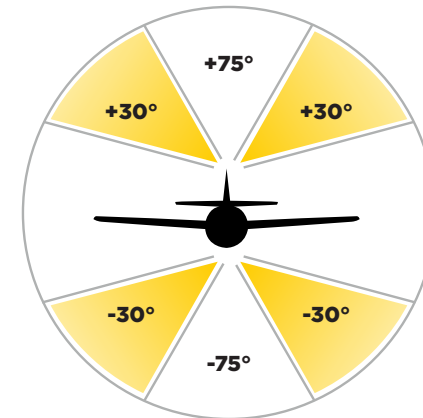
WINGTIP:
Two wingtip strobe lights that protrude beyond the wingtip.

NOTE: The position lights must be wired independently of anti-collision lights.

An approved anti-collision strobe light system must project light **360°** around the aircraft's vertical axis. One or more strobe lights can be used.



An approved anti-collision strobe light system must project light **+ or - 30°** above and below the horizontal plane of the aircraft. One or more strobe lights can be used. The **+ or - 75°** projected light has been required since July 18, 1977.



LEFT WINGTIP STROBE:

Position **Red** 110°

Position **White** 70°

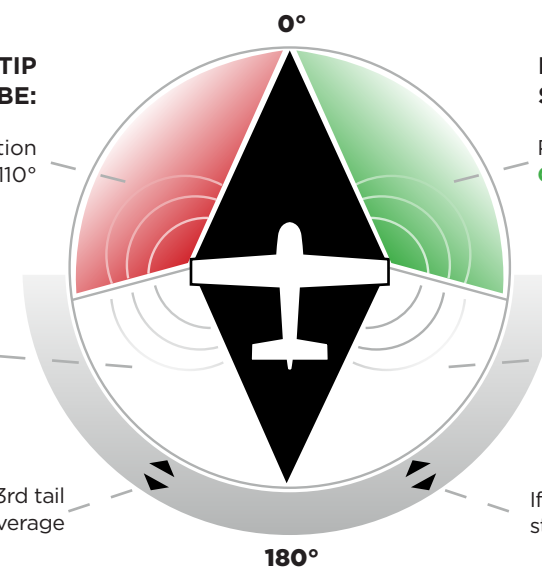
If required, 3rd tail strobe coverage

RIGHT WINGTIP STROBE:

Position **Green** 110°

Position **White** 70°

If required, 3rd tail strobe coverage



DID?

YOU KNOW

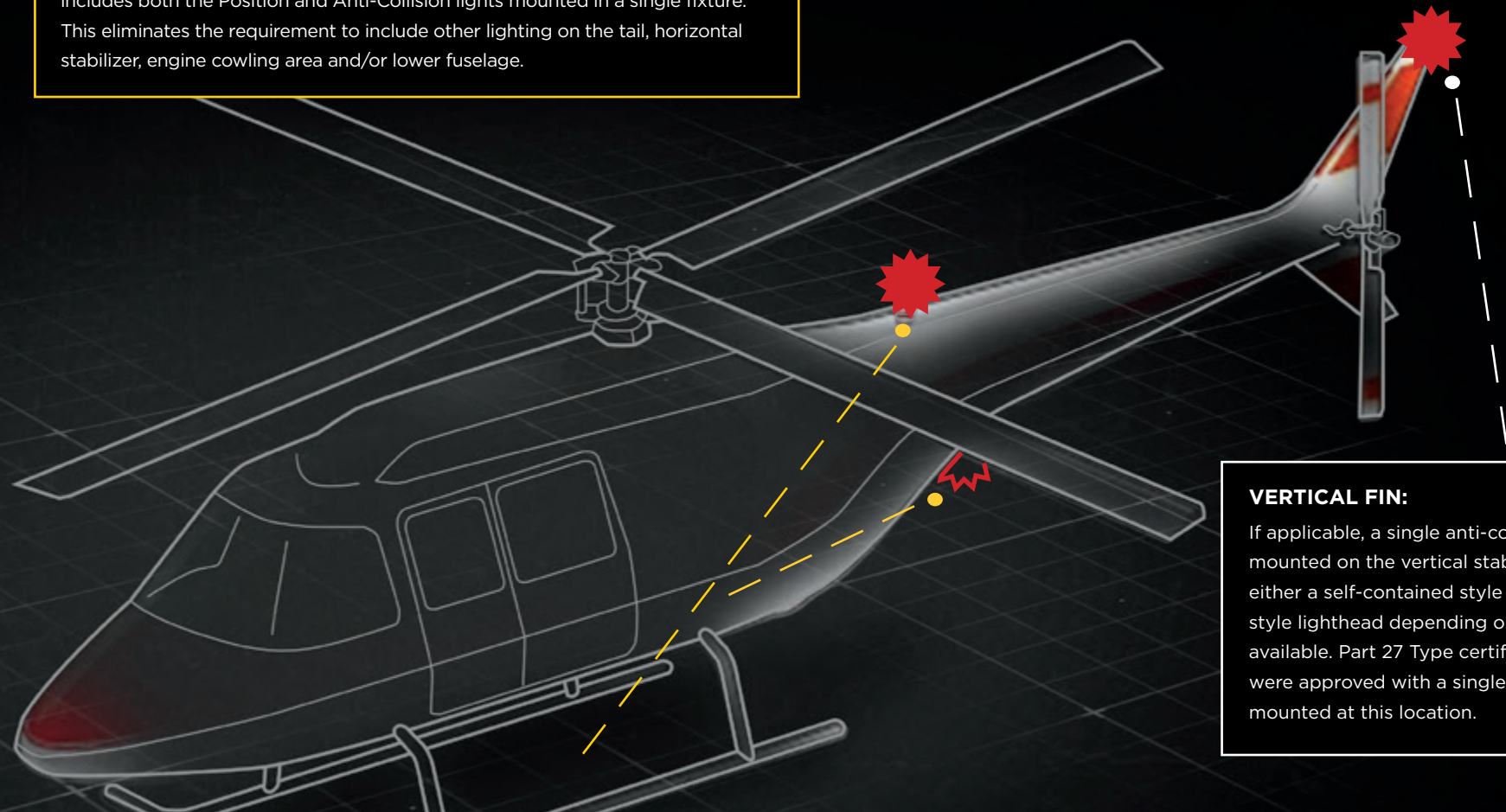
ROTORCRAFT LIGHTING REGULATIONS

All rotorcraft must have an approved anti-collision light and position light for nighttime operations. The position lights consist of Aviation **Red** on the left side, an Aviation **Green** on the right and an Aviation **White** Tail light. The anti-collision lighting system is required under FAR PART 91.205(c).

All Rotorcraft PRIMARY anti-collision lights are **Red** in color. Supplemental lighting may be provided or installed that include **White** flashing lights. Rotorcraft manufactured in the mid 1970's and earlier must comply with that 100 effective candela standard applicable at the time.

FUSELAGE SIDES / HORIZONTAL STABILIZER:

Some rotorcraft can make use of fuselage-mounted combination lighting which includes both the Position and Anti-Collision lights mounted in a single fixture. This eliminates the requirement to include other lighting on the tail, horizontal stabilizer, engine cowling area and/or lower fuselage.



VERTICAL FIN:

If applicable, a single anti-collision light can be mounted on the vertical stabilizer. It can be either a self-contained style light or remote-style lighthouse depending on the space available. Part 27 Type certified helicopters were approved with a single **Red** light typically mounted at this location.

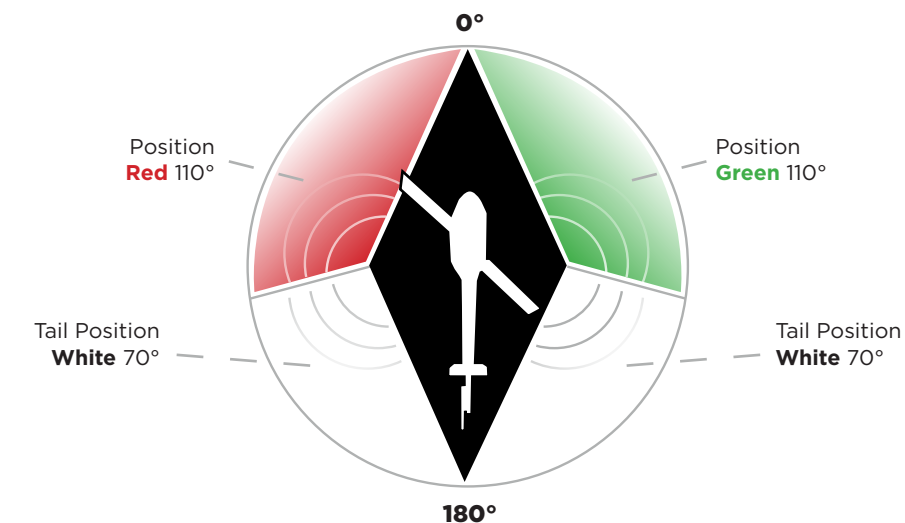
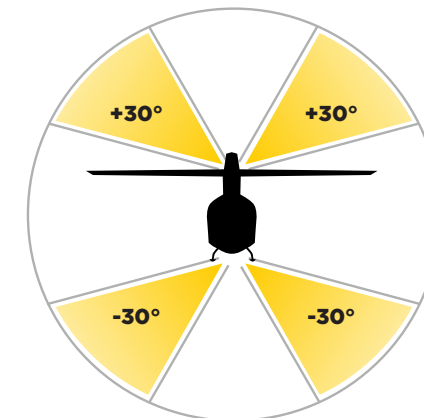
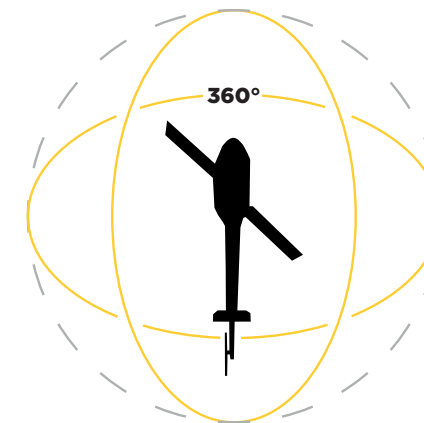
FUSELAGE:

Fuselage-mounted units can be either self-contained with the power supply/flashing assembly and lighthouse as one unit, or remote lighthouses can run off a separate power supply/flashing assembly. Larger rotorcraft, to meet the field of coverage, must have one on top of the fuselage and one on the bottom.

NOTE: All non-FAA approved parts in this catalog are signified by a (-) in the approval column. Parts without FAA approval may still be purchased, however, installation of these parts on the U.S. Type Certified products will require FAA approval.

ANTI-COLLISION LIGHT:

All rotorcraft must have an approved anti-collision and position light system for nighttime operations. The lights consist of an Aviation **Red** on the left side, an Aviation **Green** on the right and an Aviation **White** Tail light. The anti-collision lighting system is required under FAR PART 91.205(c). All PRIMARY anti-collision lights are **Red** in color. Supplemental lighting may have been provided or installed that includes **White** flashing lights. Rotorcraft manufactured in the mid 1970's and earlier likely comply with the 100 effective candela standard applicable at that time.



LIGHTING

TECHNOLOGIES

As LED lights gained popularity in recent years, the most common word to benchmark the performance of lights has been “Lumens.” Although Lumens are important, there are many other factors to consider when shopping for LED and HID lighting for your aircraft. Lumens, Lux, and Candela are all forms of light measurement that should be considered when deciding which types of aircraft lights will suit your needs best. We’ve taken our 70+ years of light engineering, design, and manufacturing and created this light technology page to help you understand your options, choices, and learn why Whelen® Aerospace Technologies, or WAT®, stands out from any other lighting company on the market.



LED (LIGHT-EMITTING DIODE)

LEDs are a semiconductor-based light source. They are considered to be a form of solid state lighting (which means they rely on electroluminescence rather than incandescence). LEDs have many advantages over traditional incandescent lights, such as lower energy consumption, longer life, smaller size, increased physical resistance, and digital switching and power. WAT® LED lights produce cool, bright light beams and are extremely power efficient. WAT® LED lights are long-lasting, durable, and create a significant amount of light at short and medium distances, with some of our flagship LEDs reaching far distances. When shopping for lights, consider WAT® LED lights when low amp draw and a compact size are priorities.



HID (HIGH INTENSITY DISCHARGE)

Advancing beyond halogen in the context of light output, as well as in size and heat efficiency, are high-intensity discharge bulb. HID bulbs have no filament, but instead tungsten electrodes. These electrodes are sealed in a quartz tube which is filled with both gas (usually Xenon) and also various metal salts which are ignited to produce an extremely intense amount of light. WAT® HID lights produce light beams that illuminate long distances and are available in 60W and 85W. They produce Lux and Candela ratings that could exceed 2-3 times the distance to similar wattage Halogens and LEDs. HIDs are the most balanced across output, cost, technology, and power. When shopping for lights, consider WAT® HID lights when illuminating far into the distance is a priority.

LED VS HID

WHICH IS RIGHT FOR YOU?

It depends on how you prioritize your needs. LEDs are the most energy efficient type of light source compared to HIDs and Halogens. However, the challenge with LEDs is being able to direct enough of the light emitted to achieve a right amount of light intensity at longer distances. HIDs are still the best bang for the buck when it comes to Lux per watt at longer distances. But as LED technology and reflector design capabilities improve, LED lights will continue to advance. There are pros and cons across output, cost, technology, and power draw with both LED and HID lights.



LIGHT OUTPUT



COST EFFICIENCY



TECHNOLOGY



POWER EFFICIENCY



LIGHT OUTPUT



COST EFFICIENCY



TECHNOLOGY



POWER EFFICIENCY



BALANCED LIGHTING

We have found that aircraft get the best visibility when combining both LED and HID technologies. LEDs are the best option in terms of position, anti-collision, and recognition lights. HIDs are the best solution for landing and taxi lights. Depending on the pilot or operator’s mission, we can provide a good mixture or program of lights that will fit the purpose of the aircraft, whether it’s an all-LED lighting setup or HID and LED combination.

LED LIGHTING PRODUCTS

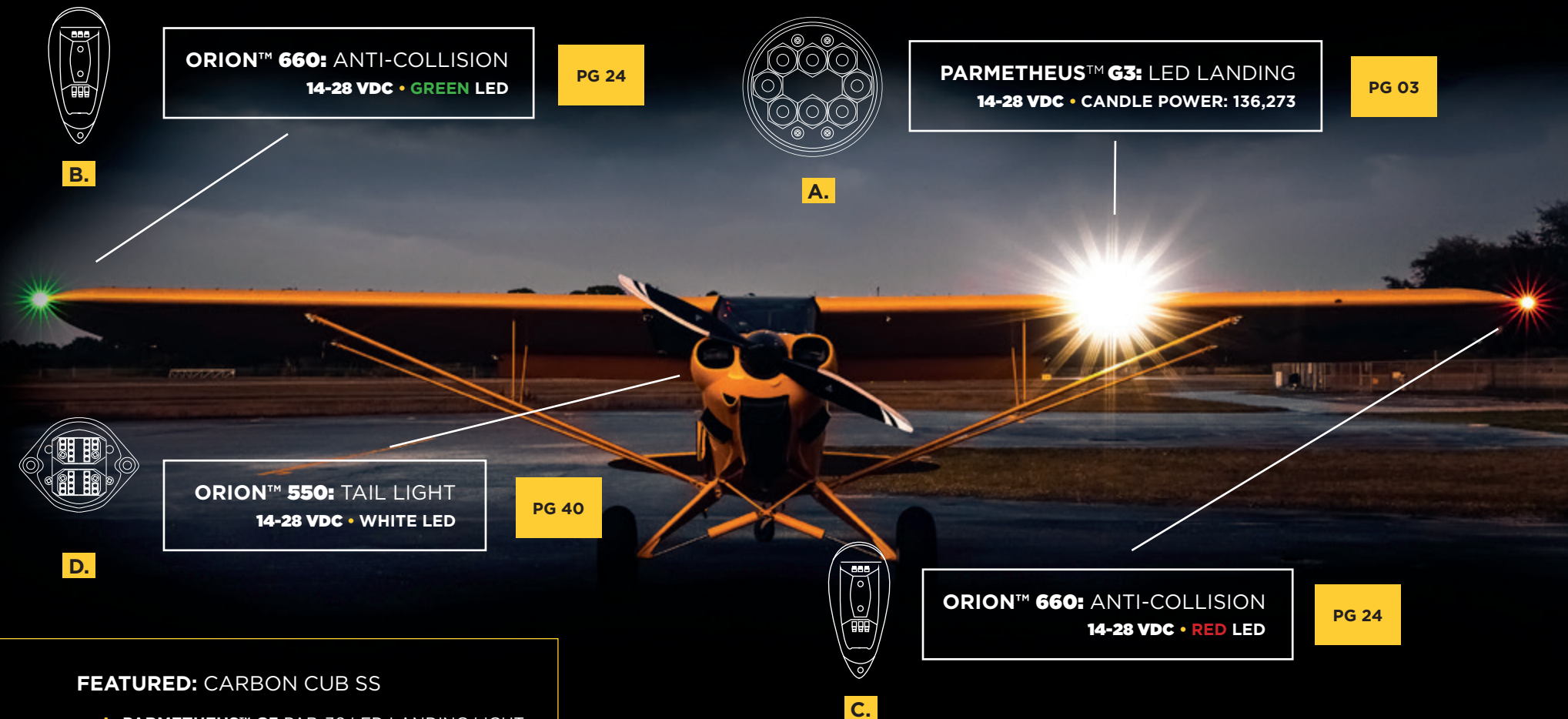
In 2000 Whelen's Aviation Division launched its first LED products, the 70805 tail light and 70813 interior light. Whelen, the leader in aviation lighting has always adapted and improved its products as technology has evolved over our 70+ years in the business. The LED products are lighter, brighter, and more power efficient than older technologies. Whelen has spent years in research and development and only uses the most robust components to manufacture these LED aviation lighting solutions.



PICTURED:
PARMETHEUS™ G3
PAR-36 TAXI LIGHT

LED
LIGHTS

Here is an example of a lighting set up on a **Carbon Cub SS**



FEATURED: CARBON CUB SS

A: PARMETHEUS™ G3 PAR-36 LED LANDING LIGHT

B: ORION™ 660 SERIES **GREEN** LED

C: ORION™ 660 SERIES **RED** LED

D: ORION™ 550 SERIES LED TAIL LIGHT

HID LIGHTS

Whelen's **HID Lighting Technologies** are still readily available. In terms of light output HID's are still the brightest option for aircraft landing and taxi lights. Whelen Aerospace has STC Approved HID kits for all types of aircraft including piston, turbine, jet, and rotorcraft.

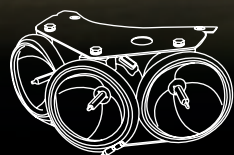
A.

**LSM-500-126: GULFSTREAM
WING LANDING LIGHTING**



B.

**LSM-500-125: GULFSTREAM
NOSE GEAR TAXI LIGHTING**



FEATURED: GULFSTREAM GIV

A: LSM-500-126-03: GULFSTREAM WING
LANDING LIGHTING

B: LSM-500-125: NOSE GEAR TAXI LIGHTING

HID LIGHTING PRODUCTS

- Produce **5X MORE LIGHT**, engineered specially for each model aircraft
- Increase Safety, See and Be Seen
- Reduce electrical load and heat output Increased Reliability
- **5 YEAR / 5,000 HR. WARRANTY**, proven system based on time-tested components
- FAA, STC, PMA, ANAC, INAC, EASA, and Transport Canada approved for hundreds of make/models of aircraft



TABLE OF CONTENTS

| | | |
|-----------|--|-------------|
| 01 | LANDING TAXI RECOGNITION LIGHTING | PAGES 01-20 |
| 02 | LANDING TAXI HOUSINGS | PAGES 21-22 |
| 03 | WINGTIP LIGHTING | PAGES 23-38 |
| 04 | TAIL LIGHTING | PAGES 39-42 |
| 05 | BEACON LIGHTING | PAGES 49-50 |
| 06 | WING INSPECTION LIGHTING | PAGES 51-52 |

| | | |
|-----------|---------------------------------------|-------------|
| 07 | EXPERIMENTAL AIRCRAFT LIGHTING | PAGES 53-54 |
| 08 | FLASHER MODULES | PAGES 55-56 |
| 09 | POWER SUPPLIES | PAGES 57-60 |
| 10 | INTERIOR LIGHTING | PAGES 61-68 |
| 11 | GROUND CREW CALL HORNS | PAGES 69-70 |
| 12 | INSTALLATION CABLE KITS | PAGES 71-72 |

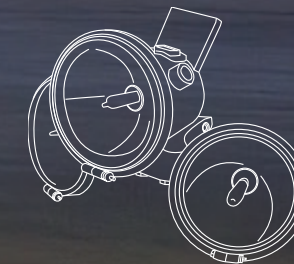


01

LANDING & TAXI RECOGNITION



LSM-500-125-3



PARMETHEUS™ G3

SERIES

2.5 TIMES BRIGHTER THAN
THE PARMETHEUS™ PLUS

PAR 36
PARMETHEUS™ G3
LED LANDING

PAR 36
PARMETHEUS™ G3
LED TAXI

PAR 46
PARMETHEUS™ G3
LED LANDING

PAR 64
PARMETHEUS™ G3
LED LANDING



5 YEAR
WARRANTY



Whelen Aerospace Technologies is proud to announce the newest member of the PARMETHEUS™ product family, the PARMETHEUS™ G3. Keeping the tradition of industry leading performance and value, the new G3 Series is 2.5 times brighter than the PARMETHEUS™ Plus all while maintaining the same form, fit and functionality of a drop-in LED replacement for legacy landing lights. Available in PAR-36, PAR-46 and PAR-64 sizes, the G3 is now available in variable voltage ranging from 14-28V.

- Industry-leading performance
- Minimal reduction in output over time due to thermal overload
- RTCA DO-160 environmental tested
- Now with a sealed LED lens



WARNING: This product may contain chemicals known to the State of California to cause cancer and birth defects or other reproductive harm. For more information, visit flywat.com/regulatory.

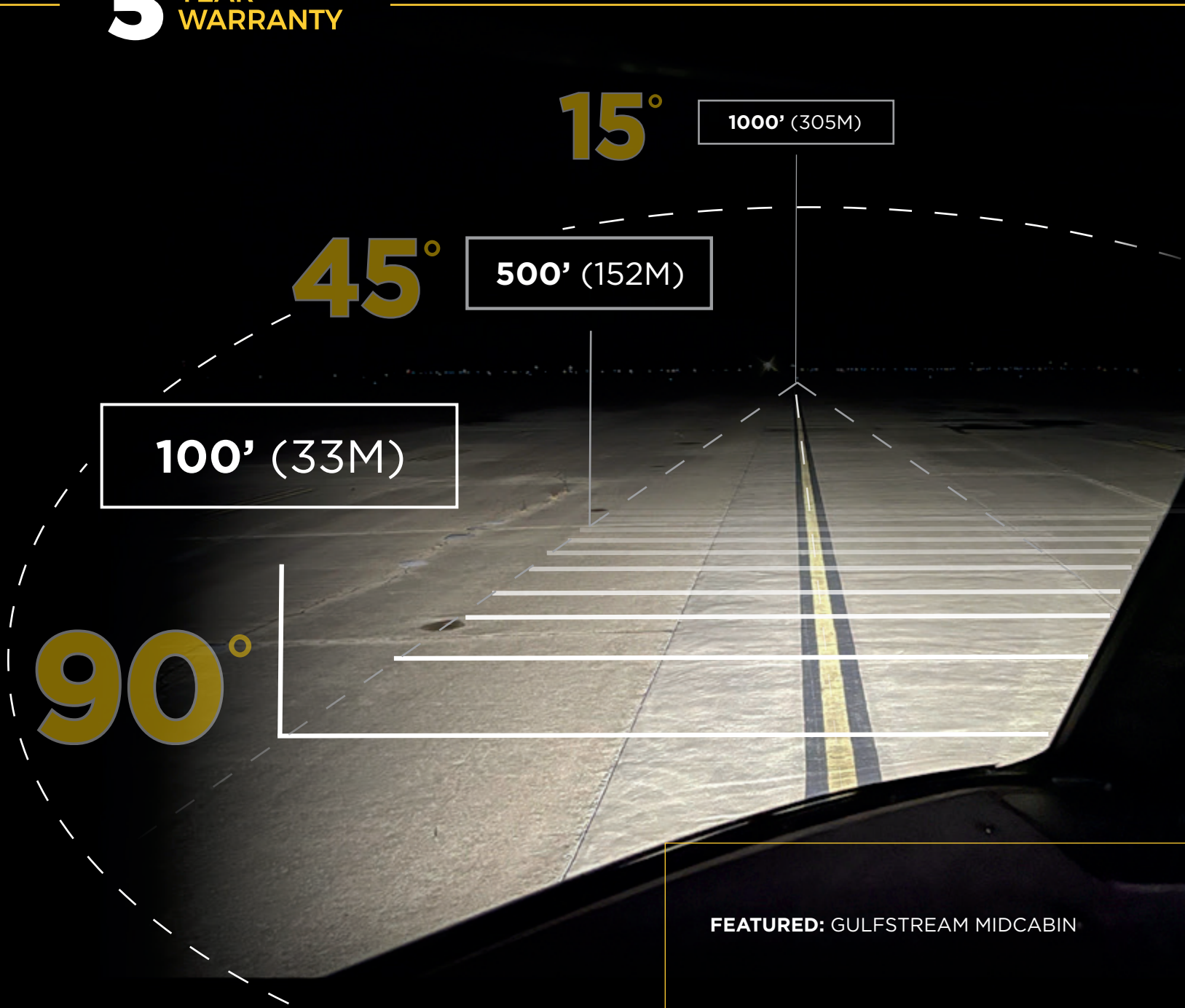
PARMETHEUS™ G3 **SERIES**



| MODEL | PART # | DESCRIPTION | CANDLE POWER | AMPS/VOLTS |
|--------|---------------|--|--------------|--|
| P36G3T | 01-0772102-15 | PARMETHEUS™ G3 Par-36 TAXI • 0.8 lb. (363gm) • 14V-28V | 35,000 | 3.8 Amps @ 14 VDC 1.9 Amps @ 28 VDC |
| P36G3L | 01-0772102-10 | PARMETHEUS™ G3 Par-36 LANDING • 0.8 lb. (363gm) • 14V-28V | 136,273 | 3.8 Amps @ 14 VDC 1.9 Amps @ 28 VDC |
| P46G3L | 01-0790906-00 | PARMETHEUS™ G3 Par-46 LANDING • 1.52 lb. (689gm) • 14V-28V | 228,044 | 6.0 Amps @ 14 VDC 2.7 Amps @ 28 VDC |
| P64G3L | 01-0772128-00 | PARMETHEUS™ G3 Par-64 LANDING • 3.3 lb. (1497gm) • 28 VDC OR AC | 1,075,500 | 9.3 AMPS @ 28 VDC |

! WARNING: This product may contain chemicals known to the State of California to cause cancer and birth defects or other reproductive harm. For more information, visit flywat.com/regulatory.

5 YEAR WARRANTY



FEATURED: GULFSTREAM MIDCABIN

BULB CHART

| GE BULB | G3 |
|---------|--------|
| 4416 | P36G3L |
| 4505 | P36G3L |
| 4509 | P36G3L |
| 4587 | P36G3T |
| 4591 | P36G3L |
| 4593 | P36G3L |
| 4594 | P36G3L |
| 4595 | P36G3L |
| 4596 | P36G3L |
| 4623 | P36G3T |
| 4626 | P36G3L |
| 4627 | P36G3L |
| Q4631 | P36G3L |
| Q4632 | P36G3L |
| 4413 | P46G3L |
| 4313 | P36G3L |
| 4421 | P46G3L |
| 4435 | P46G3L |
| 4522 | P46G3L |
| 4537 | P46G3L |
| 4551 | P46G3L |
| 4553 | P46G3L |
| 4554 | P46G3L |
| Q4554 | P46G3L |
| Q4566 | P46G3L |
| 4570 | P46G3L |
| 4571 | P46G3L |
| 4552 | P64G3L |
| 4557 | P64G3L |
| 4559 | P64G3L |
| 4559X | P64G3L |

PARMETHEUS™ DUO™ LANDING & TAXI

5 YEAR WARRANTY



- Variable voltage **14-28 VDC**
- Landing + taxi light all-in-one
- Sealed lens
- STC/PMA pending
- Minimal reduction in output over time due to thermal overload
- Built-in pulse mode sync feature



PARMETHEUS™ DUO™
LANDING

PARMETHEUS™ DUO™
TAXI

MODEL:
P36DUO

PART #:
01-0772131-00

DESCRIPTION:
PARMETHEUS™ DUO™ Par-36
LED LANDING & TAXI • 14-28 VDC

CANDLE POWER:
LANDING: 125,084 • TAXI: 25,204

AMPS/VOLTS:
2.6 Amps @ 14 VDC

BULB CHART

| GE BULB | DUO™ |
|---------|--------|
| 4416 | P36DUO |
| 4505 | P36DUO |
| 4509 | P36DUO |
| 4587 | P36DUO |
| 4591 | P36DUO |
| 4593 | P36DUO |
| 4594 | P36DUO |
| 4595 | P36DUO |
| 4596 | P36DUO |
| 4623 | P36DUO |
| 4626 | P36DUO |
| 4627 | P36DUO |
| Q4631 | P36DUO |
| Q4632 | P36DUO |



WARNING: This product may contain chemicals known to the State of California to cause cancer and birth defects or other reproductive harm. For more information, visit flywat.com/regulatory.



WARNING: This product may contain chemicals known to the State of California to cause cancer and birth defects or other reproductive harm. For more information, visit flywat.com/regulatory.

PARMETHEUS™ PRO SERIES

PAR
36

PARMETHEUS™ PRO
LED LANDING

PAR
46

PARMETHEUS™ PRO
LED LANDING



Not recommended, refer to
the **PARMETHEUS™ G3 Series**

The **PARMETHEUS™ PRO**, LED Landing & Taxi light. New and improved optic technology now surpasses and surpasses all LED offerings on the market. The **PARMETHEUS PRO** is external flasher friendly, lightweight, low current, moisture resistant and operates at 14-28V. The new innovations in optic design represent WAT's commitment to providing state-of-the-art technology to the Aviation industry.



5 YEAR
WARRANTY

| MODEL | PART # | DESCRIPTION | CANDLE POWER | AMPS/VOLTS |
|--------|---------------|---|--------------|--|
| P36PRO | LSM-SCD-042-1 | PARMETHEUS™ PRO Par-36 LANDING • 14V-28V | 106,169 | 0.9 Amps @ 14 VDC 1.7 Amps @ 28 VDC |
| P46PRO | LSM-SCD-039-1 | PARMETHEUS™ PRO Par-46 LANDING • 14V-28V | 175,557 | 1.4 Amps @ 14 VDC 2.9 Amps @ 28 VDC |

BULB CHART

| GE BULB | PRO |
|---------|--------|
| 4416 | P36PRO |
| 4505 | P36PRO |
| 4509 | P36PRO |
| 4587 | P36PRO |
| 4591 | P36PRO |
| 4593 | P36PRO |
| 4594 | P36PRO |
| 4595 | P36PRO |
| 4596 | P36PRO |
| 4623 | P36PRO |
| 4626 | P36PRO |
| 4627 | P36PRO |
| Q4631 | P36PRO |
| Q4632 | P36PRO |
| 4413 | P46PRO |
| 4313 | P36PRO |
| 4421 | P46PRO |
| 4435 | P46PRO |
| 4522 | P46PRO |
| 4537 | P46PRO |
| 4551 | P46PRO |
| 4553 | P46PRO |
| 4554 | P46PRO |
| Q4554 | P46PRO |
| Q4566 | P46PRO |
| 4570 | P46PRO |
| 4571 | P46PRO |



WARNING: This product may contain chemicals known to the State of California to cause cancer and birth defects or other reproductive harm. For more information, visit flywat.com/regulatory.

PARMETHEUS™ PLUS

SERIES

Not recommended, refer to the **PARMETHEUS™ G3 Series**

PAR
36

PARMETHEUS™ PLUS
LED LANDING

PAR
36

PARMETHEUS™ PLUS
LED TAXI

PAR
46

PARMETHEUS™ PLUS
LED LANDING



Obsolete: As of August 1, 2022 Parmetheus™ Plus Par-46 product will no longer be manufactured. Please see replacement product **Parmetheus™ G3**.

5 YEAR WARRANTY



- Optical spot and flood combinations via **WAT's TIR™** (Total Internal Reflector) technology
- “Drop-in” design offers easy installation and maintenance
- Power wiring attaches to brass screw terminals
- Weight is virtually identical to previous lamps
- Assembly design includes clocking notch

Replacement Outer Lens: (Par-36) Part # 68-3971486A30 • (Par-46) Part # 68-3971577A30

Approvals: FAA PMA/STC Approved

| MODEL | PART # | DESCRIPTION | CANDLE POWER | AMPS/VOLTS |
|--------|---------------|----------------------|--------------|--------------------|
| P36P1L | 01-0771833-10 | Par-36 LANDING • 14V | 60,000 | 1.36 Amps @ 14 VDC |
| P36P2L | 01-0771833-20 | Par-36 LANDING • 28V | 60,000 | 0.68 Amps @ 28 VDC |
| P36P1T | 01-0771833-15 | Par-36 TAXI • 14V | 15,000 | 1.36 Amps @ 14 VDC |
| P36P2T | 01-0771833-25 | Par-36 TAXI • 28V | 15,000 | 0.68 Amps @ 28 VDC |
| P46P1L | 01-0790750-10 | Par-46 LANDING • 14V | 105,000 | 2.6 Amps @ 14 VDC |
| P46P1L | 01-0790750-10 | Par-46 LANDING • 14V | 105,000 | 2.6 Amps @ 14 VDC |

BULB CHART

| GE BULB | PLUS |
|---------|--------|
| 4416 | P36P1L |
| 4505 | P36P2L |
| 4509 | P36P1L |
| 4587 | P36P2T |
| 4591 | P36P2L |
| 4593 | P36P2T |
| 4594 | P36P2L |
| 4595 | P36P1L |
| 4596 | P36P2L |
| 4623 | P36P2T |
| 4626 | P36P2T |
| 4627 | P36P2T |
| Q4631 | P36P1L |
| Q4632 | P36P1L |
| 4413 | P46G3L |
| 4313 | P36G3L |
| 4421 | P46G3L |
| 4435 | P46G3L |
| 4522 | P46G3L |
| 4537 | P46G3L |
| 4551 | P46G3L |
| 4553 | P46G3L |
| 4554 | P46G3L |
| Q4554 | P46G3L |
| Q4566 | P46G3L |
| 4570 | P46G3L |
| 4571 | P46G3L |

71125 SERIES

The 71125 Series LED recognition light is designed to provide supplemental lighting for a wide variety of aircraft applications. It provides all of the advantages of LEDs as a light source with no EMI/RFI, a low current draw, low heat, and long-life reliability. Perfect for vibration prone areas. Item ships with flying leads. Several different beam spreads available. Version containing integrated MS connector also available.



0.3 lb. (136gm)



L: 1.25" (32mm) W: 3.25" (83mm)
H: 1.95" (50mm)



14 VDC: 0.9 Amps
28 VDC: 0.45 Amps

Brackets and mounting hardware not included

| MODEL | PART # | DESCRIPTION |
|---------|---------------|---|
| 7112510 | 01-0771125-10 | LED Light: 2"x3" • 14 VDC • 10° |
| 7112511 | 01-0771125-11 | LED Light: 2"x3" • 14 VDC • 20° |
| 7112512 | 01-0771125-12 | LED Light: 2"x3" • 14 VDC • 90° |
| 7112520 | 01-0771125-20 | LED Light: 2"x3" • 28 VDC • 10° |
| 7112521 | 01-0771125-21 | LED Light: 2"x3" • 28 VDC • 20° |
| 7112522 | 01-0771125-22 | LED Light: 2"x3" • 28 VDC • 90° |
| 7112523 | 01-0771125-23 | LED Light: 2"x3" • 28 VDC • 30° (Vertical Spread) |
| 7112550 | 01-0771125-50 | LED Light: 2"x3" • 28 VDC • 20° (Rear Mount) |
| 7112551 | 01-0771125-51 | LED Light: 2"x3" • 28 VDC • 90° (Rear Mount) |
| RECLENS | 01-0418045-00 | Kit Lens: 20/30/90 Deg Optics for 7112510 & 20 |



WARNING: This product may contain chemicals known to the State of California to cause cancer and birth defects or other reproductive harm. For more information, visit flywat.com/regulatory.

10°

MODEL: 7112510

20°

MODEL: 7112511

90°

MODEL: 7112512

71888
71898
/// SERIES

Form/Fit/Function **Replacement**
to A77514 & A775EXP Series.



0.25 lb. (113.5gm)



L: 3.16" (80mm) **W: 1.47"** (37mm)
H: 1.65" (42mm)



14 VDC: 0.60 Amps
28 VDC: 0.30 Amps

| MODEL | PART # | DESCRIPTION |
|---|--|---|
| 7188800 (Replaces Legacy Models: A77514*, 7045302) | 01-0771958-00 (Legacy Part #: 01-0770110-04) | LED Recog • 14 VDC Piper Molex connector OEM Part # 475-346 |
| 7188801 | 01-0771958-01 (Legacy Part #: 01-0770453-00) | LED Recog • 28 VDC Piper Molex connector OEM Part # 475-347 |
| 7187601 | 01-0771888-00 (Legacy Part #: 01-0770453-01) | LED Recog • 14 VDC Standard Catalog Item |
| 71898PO (Replaces Legacy Model: 7045301) | 01-0771888-01 (Legacy Part #: 01-0770453-02) | LED Recog • 28 VDC Standard Catalog Item |
| 7189801 (Replaces Legacy Model: 7042900) | 01-0771898-00 (Legacy Part #: 01-0770429-00) | LED Recog • 28 VDC Beech |



A77514*

LEGACY SERIES

(For Reference Only)



WARNING: This product may contain chemicals known to the State of California to cause cancer and birth defects or other reproductive harm. For more information, visit flywat.com/regulatory.



71888 | 71898 SERIES



WARNING: This product may contain chemicals known to the State of California to cause cancer and birth defects or other reproductive harm. For more information, visit flywat.com/regulatory.

70303

SERIES

Wingtip Recognition light assembly using a **25w** halogen lamp. Used on Mooney Aircraft.



LEGACY SERIES
(For Reference Only)



0.1 lb. (45gm)



L: 1.8" (46mm) W: 2.1" (53mm)
H: 1.25" (32mm)



14 VDC: 2 Amps
28 VDC: 1 Amp

| MODEL | PART # | DESCRIPTION |
|---------|---------------|--|
| 7030300 | 01-0770303-00 | (Not Recommended) Halogen Recognition Light • 25w @ 14 VDC |
| 7030301 | 01-0770303-01 | (Not Recommended) Halogen Recognition Light • 25w @ 28 VDC |
| 7030310 | 01-0770303-10 | LED Recognition Light • 14 VDC |
| 7030320 | 01-0770303-20 | LED Recognition Light • 28 VDC |

71685

SERIES

Recognition/Landing light assembly. Available with a polycarbonate **30°** optic spreader lens for taxiing.



0.28 lb. (127gm)



L: 0.979" (25mm) W: 3.64" (93mm)
H: 2.07" (53mm)



14 VDC: 1 Amp
28 VDC: 0.44 Amps

| MODEL | PART # | DESCRIPTION |
|---------|---------------|----------------------------|
| 7168501 | 01-0771685-01 | Recognition Light • 14 VDC |
| 7168500 | 01-0771685-00 | Recognition Light • 28 VDC |



WARNING: This product may contain chemicals known to the State of California to cause cancer and birth defects or other reproductive harm. For more information, visit flywat.com/regulatory.

71325

It is an updated version of Model 71092 recognition light (2008 Catalog). Model 71325 exceeds light output of 71092 by 3 times. Unit ships with **7"** wires into A447 style pin connector. Will operate from 14-28VDC.



0.17 lb. (77gm)



L: 1.45" (37mm) W: 1.38" (35mm)
H: 2.56" (65mm)



14 VDC: 0.25 Amps
28 VDC: 0.25 Amps

| MODEL | PART # | DESCRIPTION |
|---------|---------------|----------------------------|
| 7132500 | 01-0271325-00 | Recognition Light Assembly |

71674

The unit comes with equipped **8"** flying leads. Contact Whelen factory for installation eligibility on your aircraft.



1.4 lb. (635gm)



L: 1.25" (32mm) W: 2.1" (53mm)
H: 1.8" (46mm)



Landing: 28 VDC: 1 Amp
Taxi: 28 VDC: 0.5 Amps

| MODEL | PART # | DESCRIPTION |
|-------|---------------|--------------------|
| 71674 | 01-0771674-00 | Landing/Taxi Light |




WARNING: This product may contain chemicals known to the State of California to cause cancer and birth defects or other reproductive harm. For more information, visit flywat.com/regulatory.


90361


SERIES

Unit is available in several mounting configurations to retrofit existing typical PAR-36 lighting. Outer lens allows for mounting externally on aircraft, with optional diffusion lens available upon request. Item ships with flying leads. Contact your OEM for installation eligibility on your aircraft.



- 

1.3 lb. (590gm)
- 

Depth: 2.87" (73mm)
Diameter: 4.7" (119mm)
- 

28 VDC: 1.5 Amps


| MODEL | PART # | DESCRIPTION |
|---------|---------------|---|
| 9036120 | 01-0790361-20 | Landing Light • "U" Bracket / Spot |
| 9036125 | 01-0790361-25 | Taxi Light / Spreader Optic • "U" Bracket / Flood |


71141


SERIES

Unit is available in several mounting configurations to retrofit existing typical PAR-36 lighting. Unit is designed to be mounted internally behind existing lens. Item ships with flying leads. Contact your OEM for installation eligibility on your aircraft.




- 

1 lb. (454gm)
- 

Depth: 1.9" (48mm)
Diameter: 4.46" (113mm)
- 

14 VDC: 2 Amps
28 VDC: 1.3 Amps

| MODEL | PART # | DESCRIPTION |
|---------|---------------|----------------------------------|
| 7114112 | 01-0771141-12 | Recognition Light • 25w @ 14 VDC |
| 7114122 | 01-0771141-22 | Recognition Light • 25w @ 28 VDC |


WARNING: This product may contain chemicals known to the State of California to cause cancer and birth defects or other reproductive harm. For more information, visit flywat.com/regulatory.


90352


SERIES

Unit is available in several mounting configurations to retrofit existing typical PAR-36 lighting. Outer lens allows for mounting externally on aircraft, option of diffusion lens available upon request. Item ships with flying leads. Contact your OEM for installation eligibility on your aircraft.



- 

2.2 lb. (998gm)
- 

Depth: 3.18" (81mm)
Diameter: 5.9" (150mm)
- 


28 VDC: 3 Amps


| MODEL | PART # | DESCRIPTION |
|---------|---------------|-------------------------------------|
| 9035200 | 01-0790352-00 | Landing/Taxi Light • Natural Finish |
| 9035220 | 01-0790352-20 | Landing/Taxi Light • Black Finish |


90433

90433 cannot "fit" in place of a 6" light bulb. Technology considerations require a stand-alone approach requiring a degree of customization to the aircraft. Unit ships with 10" of 18ga flying leads. 28 VDC only. Contact your OEM for installation eligibility on your aircraft.




- 

1.7 lb. (771gm)
- 

Depth: 2.61" (66mm)
Diameter: 5.75" (146mm)
- 

28 VDC: 2 Amps

| MODEL | PART # | DESCRIPTION |
|---------|---------------|----------------------|
| 9043300 | 01-0790433-00 | 6" LED Landing Light |

WARNING: This product may contain chemicals known to the State of California to cause cancer and birth defects or other reproductive harm. For more information, visit flywat.com/regulatory.


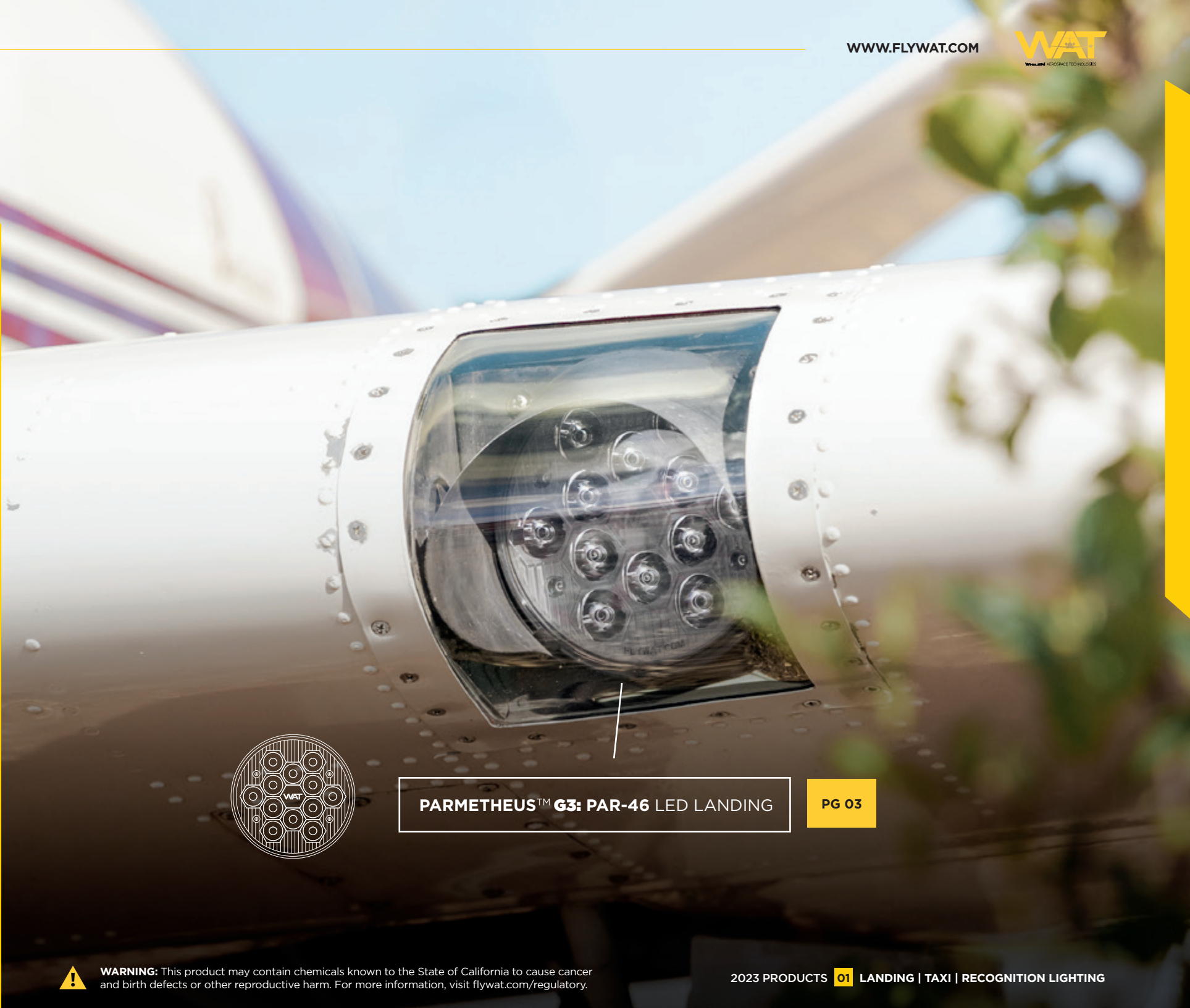
PAR LAMP

LEGACY SERIES



Whelen’s family of quartz halogen PAR lamps offers two distinct features over standard incandescent PAR lamps- sustained light intensity and 10 times the average life. Tests have shown 250 hours lab life versus 25 for standard off-the-shelf lamps. This dramatically reduces costs associated with replacement labor and parts. Where incandescent lamps decline in intensity (beam candlepower) over time due to filament deterioration, Whelen’s family of lamps maintains their rated intensity throughout their life providing a constant level of visibility.

| MODEL | PART # | DESCRIPTION | CANDELA | APPROVALS |
|---------|---------------|--------------------------------|---------|-----------|
| Q4509 | 34-0750748-00 | PAR-36 Landing • 100w @ 14 VDC | 140,000 | FAA/PMA |
| Q4559XX | 34-0750820-00 | PAR-64 Landing • 600w @ 28 VDC | 765,000 | |
| Q4566 | 34-0850810-00 | PAR-46 Landing • 450w @ 28 VDC | 150,000 | |
| Q4591 | 34-0750767-00 | PAR-36 Landing • 100w @ 28 VDC | 90,000 | |
| Q5587 | 34-0750707-00 | PAR-36 Taxi • 250w @ 28 VDC | 40,000 | |
| Q5596 | 34-0750692-00 | PAR-36 Landing • 250w @ 28 VDC | 150,000 | |



PARMETHEUS™ G3: PAR-46 LED LANDING

PG 03

A white twin-engine propeller aircraft, likely a Cessna 441, is parked on a red dirt field. The aircraft is viewed from a front-three-quarter angle, showing its nose, cockpit, and wings. The background features a line of green trees under a blue sky with scattered white clouds. A dark grey semi-transparent banner is overlaid on the right side of the image, containing the title text. The right edge of the image has a yellow triangular graphic element.

LANDING & TAXI LIGHT HOUSINGS

02

90195

SERIES

90195 Series are fixtures that can accommodate a standard PAR-36 lamp assembly, available with or without a lamp.



PAR

36

1.0 lb. (454gm) • With Lamp
0.5 lb. (227gm) • Without Lamp



L: 3.03" (77mm) W: 4.88" (124mm)

| MODEL | PART # | DESCRIPTION |
|---------|---------------|--------------------------|
| 9019500 | 01-0790195-00 | Housing Only |
| 9019501 | 01-0790195-01 | Housing With #4596 Lamp |
| 9019502 | 01-0790195-02 | Housing With #Q5596 Lamp |
| 9019503 | 01-0790195-03 | Housing With #4587 Lamp |
| 9019504 | 01-0790195-04 | Housing With #Q5587 Lamp |

90095

SERIES

90095 Series are fixtures that can accommodate a standard PAR-46 lamp assembly, available with or without a lamp.



PAR

46

0.42 lb. (191gm) • Without Lamp



L: 2.0" (51mm) W: 6" (152mm)

| MODEL | PART # | DESCRIPTION |
|---------|---------------|-------------------------------------|
| 9009504 | 01-0790095-04 | Right Side Mounting With #4580 Lamp |
| 9009505 | 01-0790095-05 | Left Side Mounting With #4580 Lamp |
| 9009507 | 01-0790095-07 | Housing Only |



WARNING: This product may contain chemicals known to the State of California to cause cancer and birth defects or other reproductive harm. For more information, visit flywat.com/regulatory.

A715-1

SERIES

A715-1 Series are fixtures that can accommodate a standard PAR-36 lamp assembly, available with or without a lamp.



PAR

36

1.0 lb. (454gm) • With Lamp
0.4 lb. (181gm) • Without Lamp



L: 2.12" (54mm) W: 4.75" (121mm)

| MODEL | PART # | DESCRIPTION |
|---------|---------------|--------------------------|
| A7151 | 01-0770155-00 | Housing Only |
| 7015502 | 01-0770155-02 | Housing With #Q5596 Lamp |



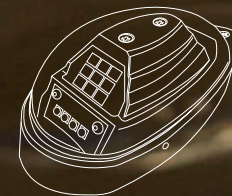
FEATURED: BEECHCRAFT KING AIR
WITH A715-1 SERIES HOUSING



WARNING: This product may contain chemicals known to the State of California to cause cancer and birth defects or other reproductive harm. For more information, visit flywat.com/regulatory.

03

WINGTIP LIGHTING



ORION™ 650

PG 25



ORION™

WINGTIP // SERIES



SELF-CONTAINED POSITION/ ANTI-COLLISION LIGHTEHEADS

Whelen Aerospace Technologies is proud to offer the **ORION™** Series of TSO/ETSO approved LED aviation lighting. Incorporating the latest state-of-the-art LED Technology available in an all-inclusive package, the **ORION™** Series eliminates the need for external flasher boxes. Flush mountable for a wide variety of applications with minimal integration and easily retrofitted to the Whelen legacy strobe products. The **ORION™** Series is quite simply the brightest form of LED Anti-collision and Position Lighting available.

ORION™ 650

WINGTIP // SERIES



The **ORION™ 650** Series products incorporate **Red** or **Green** Forward Position Lights as well as the **White** flashing Anti-Collision Light function. State-of-the-art LED circuitry is built in to eliminate the need for separate flasher boxes for operation. The footprint and mounting are identical to legacy Whelen products for ease of installation and retrofit. Fully FAA/TSO & STC approved.



0.30 lb. (136gm)



L: 3.95" (100mm) **W: 1.68"** (43mm)
H: 1.79" (45mm)



14 VDC: Position Lights 0.20 Amps
Anti-Collision Light 0.56 Amps Avg.
28 VDC: Position Lights 0.17 Amps
Anti-Collision Light 0.24 Amps Avg.



| MODEL | PART # | DESCRIPTION | APPROVALS |
|---------|---------------|--|--|
| OR6501G | 01-0790725-01 | Green: ORION™ 650 POS Light ACL Wingtip Assembly • 14 VDC | STC/TSO/ETSO-C96a Class III / TSO/ETSO-C30c Type II |
| OR6501R | 01-0790725-02 | Red: ORION™ 650 POS Light ACL Wingtip Assembly • 14 VDC | STC/TSO/ETSO-C96a Class III / TSO/ETSO-C30c Type I |
| OR6502G | 01-0790725-11 | Green: ORION™ 650 POS Light ACL Wingtip Assembly • 28 VDC | STC/TSO/ETSO-C96a Class III / TSO/ETSO-C30c Type II |
| OR6502R | 01-0790725-12 | Red: ORION™ 650 POS Light ACL Wingtip Assembly • 28 VDC | STC/TSO/ETSO-C96a Class III / TSO/ETSO-C30c Type I |



WARNING: This product may contain chemicals known to the State of California to cause cancer and birth defects or other reproductive harm. For more information, visit flywat.com/regulatory.

ORION™ 650

(LEGACY PRODUCT CROSS REFERENCE)

WINGTIP // SERIES



| LEGACY PART # | LEGACY MODEL # | ORION™ 650 PART # | ORION™ 650 MODEL # |
|----------------|----------------|-------------------|--------------------|
| 01-0770054-01 | A650PG28 | 01-0790725-11 | OR6502G |
| 01-0770054-03 | A650PR28 | 01-0790725-12 | OR6502R |
| 01-0770054-00 | A650PG14 | 01-0790725-01 | OR6501G |
| 01-0770054-02 | A650PR14 | 01-0790725-02 | OR6501R |
| 01-0771110-03 | 7111003 | 01-0790725-12 | OR6502R |
| 01-0771110-04 | 7111004 | 01-0790725-11 | OR6502G |
| 01-0771110-01 | 7111001 | 01-0790725-02 | OR6501R |
| 01-0771110-02 | 7111002 | 01-0790725-01 | OR6501G |
| 01-0770001-42* | W1285PG28* | 01-0790725-11 | OR6502G |
| 01-0770001-52* | W1285PR28* | 01-0790725-12 | OR6502R |
| 01-0770001-41* | W128514* | 01-0790725-01 | OR6501G |
| 01-0770001-51* | W128514* | 01-0790725-02 | OR6501R |
| 01-0771105-03* | 7110503* | 01-0790725-12 | OR6502R |
| 01-0771105-04* | 7110504* | 01-0790725-11 | OR6502G |
| 01-0771105-01* | 7110501* | 01-0790725-02 | OR6501R |
| 01-0771105-02* | 7110502* | 01-0790725-01 | OR6501R |

*NOTE: Any highlighted ITEMS will require extra wiring for anti-collision function of ORION™ Series.

ORION™ 650E

WINGTIP // SERIES



The ORION™ 650E Series products incorporate **Red** or **Green** forward Position Lights as well as the **White** flashing Anti-Collision light function. State-of-the-art LED circuitry is built in to eliminate the need for separate flasher boxes for operation. Designed to be flush mounted behind a lens, the footprint and mounting are identical to legacy Whelen products for ease of installation and retrofit. Fully FAA/TSO & STC approved.



| MODEL | PART # | DESCRIPTION | APPROVALS |
|----------|---------------|---|---|
| OR6501GE | 01-0790701-01 | Green: ORION™ 650E POS Light ACL Wingtip Assembly • 14 VDC | STC/TSO/ETSO-C96a Class II / TSO ETSO-C30c Type II |
| OR6501RE | 01-0790701-02 | Red: ORION™ 650E POS Light ACL Wingtip Assembly • 14 VDC | STC/TSO/ETSO-C96a Class II / TSO ETSO-C30c Type I |
| OR6502GE | 01-0790701-11 | Green: ORION™ 650E POS Light ACL Wingtip Assembly • 28 VDC | STC/TSO/ETSO-C96a Class II / TSO ETSO-C30c Type II |
| OR6502RE | 01-0790701-12 | Red: ORION™ 650E POS Light ACL Wingtip Assembly • 28 VDC | STC/TSO/ETSO-C96a Class II / TSO ETSO-C30c Type I |

Mounting Note: Any of the ORION™ 650E Series are to be mounted behind a lens and not externally on the aircraft



0.26 lb. (118gm)



L: 3.85" (98mm) **W: 1.67"** (42mm)
H: 2.2" (56mm)



14 VDC: Position Lights 0.30 Amps
Anti-Collision Light 0.7 Amps Avg.
28 VDC: Position Lights 0.15 Amps
Anti-Collision Light 0.35 Amps Avg.



WARNING: This product may contain chemicals known to the State of California to cause cancer and birth defects or other reproductive harm. For more information, visit flywat.com/regulatory.

ORION™ 650E (LEGACY PRODUCT CROSS REFERENCE)

WINGTIP // SERIES



| LEGACY PART # | LEGACY MODEL # | ORION™ 650E PART # | ORION™ 650E MODEL # |
|----------------|----------------|--------------------|---------------------|
| 01-0770054-01 | A650PG28 | 01-0790701-11 | OR6502GE |
| 01-0770054-03 | A650PR28 | 01-0790701-12 | OR6502RE |
| 01-0770054-00 | A650PG14 | 01-0790701-01 | OR6501GE |
| 01-0770054-02 | A650PR14 | 01-0790701-02 | OR6501RE |
| 01-0771110-03 | 7111003 | 01-0790701-11 | OR6502GE |
| 01-0771110-04 | 7111004 | 01-0790701-12 | OR6502RE |
| 01-0771110-01 | 7111001 | 01-0790701-01 | OR6501GE |
| 01-0771110-02 | 7111002 | 01-0790701-02 | OR6501RE |
| 01-0770001-42* | W1285PG28* | 01-0790701-11 | OR6502G |
| 01-0770001-52* | W1285PR28* | 01-0790701-12 | OR6502R |
| 01-0770001-41* | W1285PG14* | 01-0790701-01 | OR6501G |
| 01-0770001-51* | W1285PR14* | 01-0790701-02 | OR6501R |
| 01-0771105-03* | 7110503* | 01-0790701-11 | OR6502R |
| 01-0771105-04* | 7110504* | 01-0790701-12 | OR6502G |
| 01-0771105-01* | 7110501* | 01-0790701-01 | OR6501R |
| 01-0771105-02* | 7110502* | 01-0790701-02 | OR6501R |

*NOTE: Any highlighted ITEMS will require extra wiring for anti-collision function of ORION™ Series.

ORION™ 600

WINGTIP // SERIES



The ORION™ 600 Series products incorporate a **Red** or **Green** Forward Position Light, the **White** flashing Anti-Collision Light, and the Tail Position Light functions. The built-in tail position light meets all FAA requirements so a tail-mounted position light is not needed. State of the art LED circuitry is built in to eliminate the need for separate flasher boxes for operation. The footprint and mounting are identical to legacy Whelen products for ease of installation and retrofit. Fully FAA/TSO approved.

| MODEL | PART # | DESCRIPTION | APPROVALS |
|---------|---------------|--|--|
| OR6001G | 01-0771733-01 | Green: ORION™ Forward POS & White Tail POS Light ACL Wingtip Assembly • 14 VDC | FAA TSO-C96a, TSO-C30c Types II & III, E-TSO |
| OR6001R | 01-0771733-02 | Red: ORION™ Forward POS & White Tail POS Light ACL Wingtip Assembly • 14 VDC | FAA TSO-C96a, TSO-C30c Types I & III, E-TSO |
| OR6002G | 01-0771733-11 | Green: ORION™ Forward POS & White Tail POS Light ACL Wingtip Assembly • 28 VDC | FAA TSO-C96a, TSO-C30c Types II & III, E-TSO |
| OR6002R | 01-0771733-12 | Red: ORION™ Forward POS & White Tail POS Light ACL Wingtip Assembly • 28 VDC | FAA TSO-C96a, TSO-C30c Types I & III, E-TSO |

| LEGACY PART # | LEGACY MODEL # | ORION™ 600 PART # | ORION™ 600 MODEL # |
|----------------|----------------|-------------------|--------------------|
| 01-0790006-03 | A600PR28 | 01-0771733-12 | OR6002R |
| 01-07900006-01 | A600PG28 | 01-0771733-11 | OR6002G |
| 01-0790006-02 | A600PR14 | 01-0771733-02 | OR6001R |
| 01-0790006-00 | A600PG14 | 01-0771733-01 | OR6001G |
| 01-0790340-03 | 9034003 | 01-0771733-11 | OR6002G |
| 01-0790340-04 | 9034004 | 01-0771733-12 | OR6002R |
| 01-0790340-01 | 9034001 | 01-0771733-01 | OR6001G |
| 01-0790340-02 | 9034002 | 01-0771733-02 | OR6001R |



WARNING: This product may contain chemicals known to the State of California to cause cancer and birth defects or other reproductive harm. For more information, visit flywat.com/regulatory.



0.5 lb. (227gm)



L: 3.95" (100mm) W: 1.68" (43mm)
H: 1.79" (45mm)



14 VDC: 0.48 Amps
Position Light 1.0 Amps
Anti-Collision Light 0.5 Amps Avg.
28 VDC: 0.48 Amps
Position Light 1.0 Amps
Anti-Collision Light 0.5 Amps Avg.

ORION™ 660

WINGTIP **SERIES**



The **ORION™ 660** Series products incorporate a **Red** or **Green** Forward Position Light, the **White** flashing Anti-Collision Light, and the Tail Position Light functions. The built-in tail position light meets all FAA requirements, so a tail-mounted position light is not needed. State-of-the-art LED circuitry is built in to eliminate the need for separate flasher boxes for operation. The footprint and mounting are identical to legacy Whelen products for ease of installation and retrofit. Fully FAA/TSO approved.



Replacement Lens:
Right: **(Green)** Assembly: Part # 01-0251094-01 • Left: **(Red)** Assembly: Part # 01-0251094-00

| MODEL | PART # | DESCRIPTION | APPROVALS |
|----------|---------------|---|--|
| OR6601G | 01-0790877-01 | Green: Forward POS & White Tail POS Light ACL Wingtip Assembly • 14 VDC | FAA TSO-C96a Class III / TSO-C30c Type II & III |
| OR6601R | 01-0790877-02 | Red: Forward POS & White Tail POS Light ACL Wingtip Assembly • 14 VDC | FAA TSO-C96a Class III / TSO-C30c Type I & III |
| OR6602G | 01-0790877-11 | Green: Forward POS & White Tail POS Light ACL Wingtip Assembly • 28 VDC | FAA TSO-C96a Class III / TSO-C30c Type II & III |
| OR6602R | 01-0790877-12 | Red: Forward POS & White Tail POS Light ACL Wingtip Assembly • 28 VDC | FAA TSO-C96a Class III / TSO-C30c Type I & III |
| OR6602R4 | 01-0790877-15 | Red: Forward POS & White Tail POS Light ACL Wingtip Assembly • 28 VDC | FAA TSO-C96a Class II / TSO-C30c Type I & III |
| OR6602G4 | 01-0790877-16 | Green: Forward POS & White Tail POS Light ACL Wingtip Assembly • 28 VDC | FAA TSO-C96a Class II / TSO-C30c Type II & III |




0.30 lb. (136gm)



L: 3.95" (100mm) **W: 1.68"** (43mm)
H: 1.79" (45mm)



14 VDC: Position Lights 0.20 Amps
Anti-Collision Lights 0.56 Amps Avg.
28 VDC: Position Lights 0.17 Amps
Anti-Collision Lights 0.24 Amps Avg.



ORION™ 650E



ORION™ 650



ORION™ 660



ORION™ 650



ORION™ 600

DID?

YOU KNOW

If you're trying to determine which **ORION™** Series light is best for your aircraft here are some differences between the products to help you determine which is best:

- **ORION 650E VS. ORION 650**
The **ORION 650E** is an embedded light and is designed to go behind a lens on the aircraft's wingtip. This light CANNOT be mounted on the exterior of an aircraft. The **ORION 650** has a lens that can be mounted on the exterior of the wingtip of the airstream.
- **ORION 660 VS. ORION 650**
The **ORION 660** Series has an aviation white rear position light built into the assembly and the **ORION 650** does not. The **ORION 660** is TSO approved ONLY, and the **ORION 650** is STC and TSO approved.
- **ORION 600**
The **ORION 600** has a bigger footprint than the other **ORION** wingtip lights and includes an aviation **White** rear position light. This is designed to replace the legacy A600PG / PR wingtip assemblies.



WARNING: This product may contain chemicals known to the State of California to cause cancer and birth defects or other reproductive harm. For more information, visit flywat.com/regulatory.

90613

SERIES

90613 Series is a self contained, all-LED forward and aft position light with a **White** anti-collision light. These assemblies interconnect with standard Amp Mate-N-Lock connectors. 90613 assemblies have the same hole pattern of the original Cessna Caravan light. These units are currently used in production aircraft. Designed to replace legacy Aeroflash part numbers 156-0019G & 156-0019R.



0.88 lb. (399gm)



L: 7.04" (179mm) W: 2.63" (67mm)
H: 2.02" (52mm)



28 VDC: POS Lights 0.23 Amps
Anti-Collision Lights 0.73 Amps Avg.

Lens: Clear Polycarbonate Hardcoat

| MODEL | PART # | DESCRIPTION | APPROVALS |
|---------|---------------|--|---------------|
| 9061391 | 01-0790613-91 | Green: RH Wingtip Position Anti-Collision LED • 28 VDC | FAA - TSO/STC |
| 9061392 | 01-0790613-92 | Red: RH Wingtip Position Anti-Collision LED • 28 VDC | FAA - TSO/STC |

90325 71120

SERIES

Model 90325 and 71120 (current source) are an all-LED solution to Cessna Citation wingtip strobe legacy products manufactured by Whelen. A direct replacement for Whelen's 90206 wingtip products, the 90325 will retrofit Models 550, S550, 560 or is able to be modified to fit other wings of similar design. Available in 28V Only.



90325: 1.2 lb. (544gm)
71120: 0.95 lb. (431gm)



90325:
L: 10.24" (260mm) W: 3.11" (79mm) H: 2.61" (66mm)
71120:
L: 5.6" (142mm) W: 4.63" (118mm)
H: 2.53" (64mm)



90325: 28 VDC: 0.85 Amps Avg.
71120: 28 VDC: 0.85 Amps Avg.

90325 Lens: Clear Polycarbonate Hardcoat

| MODEL | PART # | DESCRIPTION | APPROVALS |
|---------|---------------|---|--|
| 9032501 | 01-0790325-01 | Green: LED Position/Anti-Collision 28 VDC | FAA TSO-C96a Class II /TSO C30c Types I & III |
| 9032502 | 01-0790325-02 | Red: LED Position/Anti-Collision 28 VDC | FAA TSO-C96a Class II /TSO C30c Types II & III |
| 7112000 | 01-0771120-00 | LED Flasher / Current Source 28 VDC | TSO-C96a TSO-C30c With Model 90325 |



WARNING: This product may contain chemicals known to the State of California to cause cancer and birth defects or other reproductive harm. For more information, visit flywat.com/regulatory.

7199400

The 71994 is a self-contained LED Anti-Collision light assembly designed to replace the original 01-0770818-00 strobe light on Cessna Restarts. These assemblies are the same fit, form, function as the original light assembly and come with the comet flash pattern. The 71994 light is TSO-C96a Class III approved and comes with a 5-year warranty.



0.4 lb. (181gm)



Exposed: W: 2.25" (57mm)
H: 1.87" (57mm)



28 VDC: Pulse 1.8 Amps
0.32 Amps Avg.

| MODEL | PART # | DESCRIPTION | APPROVALS |
|---------|----------------|-----------------------------------|--------------------|
| 7199400 | 01-07781994-00 | LED Anti-Collision Light Assembly | TSO-C96a Class III |

CESSNA RESTART PACKAGE

Models 7198700 and 7198517 are designed to replace the legacy strobe light (01-0770818-00) and power supply (01-0770006-12 & -17) system on Cessna single engine restart aircraft 1996 & newer. **Model 7198700 & 7198517 must be installed together as a pair.**



198700: 0.14 lb. (64gm)
7198517: 0.48 lb. (218gm)



7198700:
L: 3.17" (81mm) W: 1.42" (36mm)
H: 1.18" (30mm)
7198517:
L: 3.93" (100mm) W: 3.1" (79mm)
H: 1.38" (35mm)



90325: 28 VDC: 0.85 Amps Avg.
71120: 28 VDC: 0.85 Amps Avg.

| MODEL | PART # | DESCRIPTION | APPROVALS |
|---------|---------------|---------------------------------|-----------|
| 7198700 | 01-0771987-00 | White: LED Anti-Collision Light | FAA/PMA |
| 7198517 | 01-0771985-17 | LED Flasher Assembly | FAA/PMA |



WARNING: This product may contain chemicals known to the State of California to cause cancer and birth defects or other reproductive harm. For more information, visit flywat.com/regulatory.


90777


SERIES


The 90777 Series is a King Air wingtip all-LED replacement for the legacy Whelen 90029 series assembly. It is entirely self-contained utilizing LED's for the anti-collision, position and recognition functions. Being all LED, it allows for unparalleled dispatch reliability and safety of flight due to the robust design combined with the reliability and longevity of LEDs as a light source. Fully FAA/TSO approved with a five-year warranty. You may purchase this product with STC paperwork through Kadex Aero Supply.



| MODEL | PART # | DESCRIPTION | APPROVALS |
|---------|---------------|--|---------------------|
| 90777L0 | 01-0790777-L0 | Green: RH Wingtip Position Anti-Collision LED • 28 VDC | TSO-C30C / TSO-C96A |
| 90777L1 | 01-0790777-L1 | Red: RH Wingtip Position Anti-Collision LED • 28 VDC | TSO-C30C / TSO-C96A |
| 90777R0 | 01-0790777-R0 | Green: RH Wingtip Position Anti-Collision LED • 28 VDC | TSO-C30C / TSO-C96A |
| 90777R1 | 01-0790777-R1 | Red: RH Wingtip Position Anti-Collision LED • 28 VDC | TSO-C30C / TSO-C96A |


- 

LO: 1.9 lb. (862gm)
L1: 1.5 lb. (680gm)
RO: 1.9 lb. (862gm)
R1: 1.5 lb. (680gm)
- 

L: 10.22" (260mm) W: 3.13" (80mm)
H: 6.38" (162mm)
- 

POS Lights: 28 VDC: 0.25 Amps.
AC Lights: 28 VDC: 0.47 Amps
REC Lights: 28 VDC: 0.45 Amps

LED Replacement For The 90029 Series



71105

SERIES

The 71105 Series are fully TSO-approved Forward Position lights. LEDs provide a significant reduction in electrical current draw over conventional light bulb. Replaces W1258.



W1258
LEGACY SERIES
(For Reference Only)

71379


SERIES


The 71379 Series is an LED Forward Position light designed to be located under a fairing, but is suitable for external mounting as well. Replaces GRIMES A1815A and Whelen W1250 (below). Product ships with 6" flying leads A1825.




W1250
LEGACY SERIES
(For Reference Only)



- 

14 VDC: 0.2 lb. (91gm)
28 VDC: 0.25 lb. (113gm)
- 


L: 3.88" (96mm) W: 1.77" (45mm)
H: 1.08" (27mm)
- 


14 VDC: 0.25 Amps Avg.
28 VDC: 0.25 Amps Avg.


Lens: Clear Polycarbonate

| MODEL | PART # | DESCRIPTION | APPROVALS |
|---------|---------------|------------------------------|------------------|
| 7110501 | 01-0771105-01 | Green: Position LED • 14 VDC | TSO-C30c Type II |
| 7110502 | 01-0771105-02 | Red: Position LED • 14 VDC | TSO-C30c Type I |
| 7110503 | 01-0771105-03 | Green: Position LED • 28 VDC | TSO-C30c Type II |
| 7110504 | 01-0771105-04 | Red: Position LED • 28 VDC | TSO-C30c Type I |



- 

0.23 lb. (104gm)
- 

L: 2.31" (59mm) W: 1.75" (44mm)
H: 1.25" (32mm)
- 

14 VDC: 0.25 Amps Avg.
28 VDC: 0.25 Amps Avg.

Lens: Clear Polycarbonate

| MODEL | PART # | DESCRIPTION | APPROVALS |
|---------|---------------|---------------------------------|------------------|
| 7137901 | 01-0771379-01 | Green: Forward POS LED • 28 VDC | TSO-C30c Type II |
| 7137902 | 01-0771379-02 | Red: Forward POS LED • 28 VDC | TSO-C30c Type I |
| 7137911 | 01-0771379-11 | Green: Forward POS LED • 14 VDC | TSO-C30c Type II |
| 7137912 | 01-0771379-12 | Red: Forward POS LED • 14 VDC | TSO-C30c Type I |
| 7137922 | 01-0771379-22 | Green: Forward POS LED • 28 VDC | TSO-C30c Type I |
| 7137923 | 01-0771379-23 | Red: Forward POS LED • 28 VDC | TSO-C30c Type II |

WARNING: This product may contain chemicals known to the State of California to cause cancer and birth defects or other reproductive harm. For more information, visit flywat.com/regulatory.

WARNING: This product may contain chemicals known to the State of California to cause cancer and birth defects or other reproductive harm. For more information, visit flywat.com/regulatory.

90377

SERIES

90377 Series is a wingtip-mounted Position Light Assembly utilizing LEDs for both the forward (**Red** / **Green**) & tail position (**White**) lights, eliminating the need for a tail-mounted position light. The LEDs provide a significant reduction in current draw over conventional position light bulb. Direct replacement (exact footprint) for the Whelen Model A675PG/PR Series (right). Single set of flying leads operates both Forward & Tail Nav on 28 VDC version, and one set each of flying leads for the Forward & Tail Nav on the 14 VDC version.



| MODEL | PART # | DESCRIPTION | APPROVALS |
|---------|---------------|-------------------------|-------------------------|
| 9037701 | 01-0790377-01 | Green: POS LED • 14 VDC | TSO-C30c Types II & III |
| 9037702 | 01-0790377-02 | Red: POS LED • 14 VDC | TSO-C30c Types I & III |
| 9037703 | 01-0790377-03 | Green: POS LED • 28 VDC | TSO-C30c Types II & III |
| 9037704 | 01-0790377-04 | Red: POS LED • 28 VDC | TSO-C30c Types I & III |

| | |
|--|---|
| | 0.35 lb. (150gm) |
| | L: 5.69" (145mm) W: 1.87" (47mm) H: 1.08" (27mm) |
| | 14 VDC: 0.5 Amps 28 VDC: 0.25 Amps |

Lens: Clear Polycarbonate Hardcoat



WARNING: This product may contain chemicals known to the State of California to cause cancer and birth defects or other reproductive harm. For more information, visit flywat.com/regulatory.

70963

SERIES

The 70963 Series is designed to replace existing incandescent & halogen position lights used on most business and commuter jets. The benefits of LED technology will drastically reduce operating costs and improve reliability over the existing lighting. The 70963 Series is warranted to comply with FAA color and light output regulations for 5 years or 10,000 hours.



| MODEL | PART # | DESCRIPTION | APPROVALS |
|---------|---------------|------------------------------|----------------------|
| 7096303 | 01-0770963-03 | Green: Position LED • 28 VDC | FAA TSO-C30c Type II |
| 7096304 | 01-0770963-04 | Red: Position LED • 28 VDC | FAA TSO-C30c Type I |

| | |
|--|-----------------------------------|
| | 0.25 lb. (113gm) |
| | W: 2.1" (53mm) H: 1.98" (50mm) |
| | 28 VDC: 0.3 Amps |

71015

SERIES

The 71015 Series are FAA TSO'd forward position lights. They are compatible with the Whelen W1250 position light mounting as well as any other make that uses the same mounting pattern. Not intended for external mounting.




| MODEL | PART # | DESCRIPTION | APPROVALS |
|---------|---------------|--|----------------------|
| 7101501 | 01-0771015-01 | Green: Forward POS LED • 28 VDC | FAA TSO-C30c Type II |
| 7101502 | 01-0771015-02 | Red: Forward POS LED • 28 VDC | FAA TSO-C30c Type I |
| 7101507 | 01-0771015-07 | Green: Cessna Forward POS LED • 28 VDC | FAA TSO-C30c Type II |
| 7101508 | 01-0771015-08 | Red: Cessna Forward POS LED • 28 VDC | FAA TSO-C30c Type I |

| | |
|--|------------------------------------|
| | 0.23 lb. (104gm) |
| | L: 2.41" (61mm) H: 1.33" (34mm) |
| | 28VDC: 0.3 Amps |

WARNING: This product may contain chemicals known to the State of California to cause cancer and birth defects or other reproductive harm. For more information, visit flywat.com/regulatory.

CHROMA™

SERIES



CHROMA™
POSITION LED



WARNING: This product may contain chemicals known to the State of California to cause cancer and birth defects or other reproductive harm. For more information, visit flywat.com/regulatory.

CHROMA™

SERIES

The **CHROMA™** Series LED Plug N Play Position Lamps meet all FAR requirements for Chromaticity, Intensity, and Coverage for FAR Part 23.1383 thru 23.1397, and FAR Part 27.1383 thru 27.1397. The unique reflector design allows for full FAR coverage compliance. Fixed current source design provides consistent light output compared to filament lamps and LED resistor type designs = complete FAR compliance. Robust machined base provides vibration resistance tested in accordance with RTCA/DO160 CAT U2, Curves F, F1 for rotorcraft.



0.0625 lb. (28gm)



W: 1.23" (31mm)
H: 2.05" (52mm)



14 VDC: 0.3 Amps
28 VDC: 0.15 Amps

| MODEL | PART # | DESCRIPTION | APPROVALS |
|----------|---------------|--|-----------|
| CHROMA1R | 01-0771900R14 | Red: CHROMA™ Position LED • 14 VDC | FAA / STC |
| CHROMA1G | 01-0771900G14 | Green: CHROMA™ Position LED • 14 VDC | FAA / STC |
| CHROMA2R | 01-0771900R28 | Red: CHROMA™ Position LED • 28 VDC | FAA / STC |
| CHROMA2G | 01-0771900G28 | Green: CHROMA™ Position LED • 28 VDC | FAA / STC |

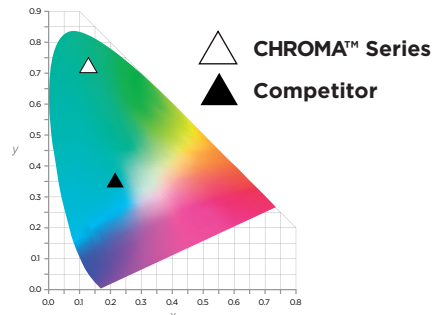
- Direct replacements for W129028 / 129028 / A7512-24 W628 / 628 incandescent bulbs
- Unique reflector design allows for full FAR coverage compliance
- Robust machined base provides vibration resistance tested in accordance with RTCA/DO160 CAT U2, Curves F, F1 for rotorcraft
- All electronic logic conformal coated for weather resistance
- **O-Ring** allows for a more secure connection to lamp socket, reducing wear over time
- All electronic logic conformal coated for weather resistance

- Nickel-plated hard contact eliminates premature wear
- Keeps original lens configuration to maintain FAA approvals of light assembly
- LED bulbs have a 10,000-hour operating life, while incandescent bulbs have a fragile filament and a 300-hour average life
- NO EMI / RFI interference, as Chroma bulbs are built using fixed current sources
- 85% reduced current draw
- Five-year warranty

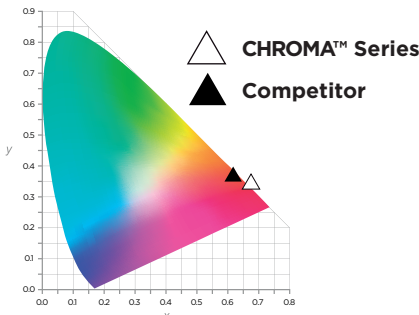
CHROMATICITY

- Meets all FAR requirements for Chromaticity, Intensity, and Coverage for FAR Part 23.1383 through 23.1397, and FAR Part 27.1383 through 27.1397
- **Red / Green** color specific. Dominant wavelengths allow for meeting FAR requirements through a wide variety of aviation Red & aviation Green lenses
- Fixed current source design provides consistent light output compared to filament lamps and LED resistor type designs, resulting in complete FAR compliance

CHROMA GREEN




CHROMA RED



WARNING: This product may contain chemicals known to the State of California to cause cancer and birth defects or other reproductive harm. For more information, visit flywat.com/regulatory.

LEGACY SERIES



71110 POSITION LED

71110

LEGACY SERIES

NOT RECOMMENDED
Suggest All LED Version
ORION™ 650



A650 PG/PR

LEGACY SERIES
(For Reference Only)

90340

LEGACY SERIES

NOT RECOMMENDED
Suggest All Led Version
ORION™ 600



A600 PG/PR

LEGACY SERIES
(For Reference Only)



WWW.FLYWAT.COM



14 VDC: 0.45 lb. (204gm)
28 VDC: 0.5 lb. (227gm)

W: 1.78" (45mm) L: 3.88" (99mm)
H: 2.35" (61mm)

14 VDC: 0.25 Amps
28 VDC: 0.25 Amps

| Lens: Clear Polycarbonate (Navigation Lights) Clear RFI Coated Glass (Strobe) | | | |
|---|---------------|------------------------------|--------------------------------------|
| MODEL | PART # | DESCRIPTION | APPROVALS |
| 7111001 | 01-0771110-01 | Green: Position LED • 14 VDC | TSO-C96a Class II / TSO-C30c Type II |
| 7111002 | 01-0771110-02 | Red: Position LED • 14 VDC | TSO-C96a Class II / TSO-C30c Type I |
| 7111003 | 01-0771110-03 | Green: Position LED • 28 VDC | TSO-C96a Class II / TSO-C30c Type II |
| 7111004 | 01-0771110-04 | Red: Position LED • 28 VDC | TSO-C96a Class II / TSO-C30c Type I |



14 VDC: 0.6 lb. (272gm)
28 VDC: 0.65 lb. (295gm)

W: 1.87" (47mm) L: 5.69" (145mm)
H: 2.7" (69mm)

28 VDC: 0.5 Amps
28 VDC: 0.25 Amps

| Lens: Clear Polycarbonate (Navigation Lights) Clear RFI Coated Glass (Strobe) | | | |
|---|---------------|------------------------------|---|
| MODEL | PART # | DESCRIPTION | APPROVALS |
| 9034001 | 01-0790340-01 | Green: Position LED • 14 VDC | TSO-C96a Class II / TSO-C30c Types II & III |
| 9034002 | 01-0790340-02 | Red: Position LED • 14 VDC | TSO-C96a Class II / TSO-C30c Types I & III |
| 9034003 | 01-0790340-03 | Green: Position LED • 28 VDC | TSO-C96a Class II / TSO-C30c Types II & III |
| 9034004 | 01-0790340-04 | Red: Position LED • 28 VDC | TSO-C96a Class II / TSO-C30c Types I & III |

WARNING: This product may contain chemicals known to the State of California to cause cancer and birth defects or other reproductive harm. For more information, visit flywat.com/regulatory.

WARNING: This product may contain chemicals known to the State of California to cause cancer and birth defects or other reproductive harm. For more information, visit flywat.com/regulatory.

50626

LEGACY SERIES

The 50626 Series Strobe Tube Assemblies are used with model numbers listed in chart.



0.2 lb. (91gm)




L: 2.7" (61mm) W: 1.75" (44mm)
H: 2.4" (61mm)

| MODEL | PART # | DESCRIPTION | MODEL USE |
|---------|---------------|--|--|
| 5062600 | 36-0050626-00 | Strobe Tube Assembly • 6" Length | Model 901102 |
| 5062601 | 36-0050626-01 | Strobe Tube Assembly • 6" Length With Grommet | Models 9034000 through 07, 20, 21 Models 7111001 through 04 |
| 5062602 | 36-0050626-02 | Strobe Tube Assembly • 12.5" Length With Grommet | Models 9034008, 09 |
| 5062603 | 36-0050626-03 | Strobe Tube Assembly • 2" Length With Grommet | Models 9037501, 02 |

90028

LEGACY SERIES

The 90028 Series Wingtip Strobe Light is used on Beech aircraft with commonality wingtip 1974 and later. It is a direct replacement for 30-0467-() , 30-1331-() and the 30-1467-() Series.



0.4 lb. (181gm)



Exposed:
H: 1.87" (48mm)
L: 2.25" (57mm)

| MODEL | PART # | DESCRIPTION |
|---------|---------------|---|
| 9002800 | 01-0790028-00 | Replacement Flash Tube Assembly • Unpainted |
| 9002801 | 01-0790028-01 | Replacement Flash Tube Assembly • White Paint |
| D900283 | 01-0790028-03 | Wingtip Light Assembly • 45° Mounting Bracket |
| D900285 | 01-0790028-05 | Tail Light Assembly • 90° Mounting Bracket |
| D900287 | 01-0790028-07 | Wingtip Light Assembly • 45° Mounting Bracket, MS Connector |
| D900289 | 01-0790028-09 | Tail Light Assembly • 90° Mounting Bracket, MS Connector |



WARNING: This product may contain chemicals known to the State of California to cause cancer and birth defects or other reproductive harm. For more information, visit flywat.com/regulatory.

A610

LEGACY SERIES

The A610 Flash Tube and A612 Glass Lens are used for installing wingtip strobes in single engine Cessna models 1972 and later. The existing position light retainer is modified to accommodate the lens, and the flash tube is mounted directly behind. The A612 lens' unique magnifying design increases the horizontal plane's light intensity by two to three times. They are used for custom installations or spare parts for existing light assemblies. The A612 lens is available in Aviation Red and an RFI-coated version. Lenses meet material requirements of MIL-C-7989B Class B.



A610: 0.09 lb. (41gm)
A612: 0.08 lb. (36gm)



A610:
W: 1.12" (28mm) L: 1.56" (40mm)
H: 1.6" (41mm)
A612:
H: 1.6" (41mm)
Diameter: 1.75" (44mm)

| MODEL | PART # | DESCRIPTION | APPROVALS |
|---------|---------------|------------------------------|-----------|
| A610 | 02-0250276-00 | Standard Unit • 6" Leads NSN | -- |
| A610M | 02-0250276-03 | Molex Connector • 6" Leads | -- |
| 5027601 | 02-0250276-01 | 14" Leads | -- |
| 5027602 | 02-0250276-02 | 12.5" Leads | -- |
| A612 | 68-2290005-30 | Standard Clear Lens | -- |
| A612C | 68-2290005-34 | Radio-Shielded • Clear Lens | -- |
| A612R | 68-2290005-50 | Standard Red Lens | -- |
| A612RC | 68-2290005-54 | Radio-Shielded • Red Lens | -- |

A650

LEGACY SERIES

The A650 Series converts W1285 Position Lights into a position/ anti-collision system by removing the existing retainer & replacing it with the A650 Assembly. Radio-shielded version available.



0.2 lb. (91gm)




L: 2.7" (61mm) W: 1.75" (44mm)
H: 2.4" (61mm)

| MODEL | PART # | DESCRIPTION | APPROVALS |
|-------|---------------|----------------|-----------|
| A650 | 01-0770053-00 | Standard Unit | FAA PMA |
| A650D | 01-0770053-13 | Radio-Shielded | FAA PMA |



WARNING: This product may contain chemicals known to the State of California to cause cancer and birth defects or other reproductive harm. For more information, visit flywat.com/regulatory.



ORION™ 550
TAIL LIGHT LED

PG 40



TAIL LIGHTING

04



ORION™ 550
TAIL LIGHT LED

ORION™

TAIL LIGHT **SERIES**

ORION™ 550

TAIL LIGHT **SERIES**

Whelen Aerospace Technologies (WAT) provides the highest performance lighting system with the ORION™ 550 Series products incorporating both the WHITE flashing Anti-Collision light, and the Tail Position light functions. State-of-the-art LED circuitry is built-in to eliminate the need for separate flasher boxes for operation. The footprint and mounting are identical to legacy Whelen products for ease of installation and retrofit.



0.2 lb. (91gm)



W: 1.75" (44mm) L: 1.87" (47mm)
H: 2.17" (55mm)



14 VDC: 0.2 Amps (0.72 @ ACL Avg.)

Lens: Clear Polycarbonate Hardcoat

Replacement Lens: Part # 68-3951061A31

| MODEL | PART # | DESCRIPTION | APPROVALS |
|---------|---------------|---|--|
| OR5501V | 01-0772070V01 | White: ORION™ 550 Tail POS Light ACL Assembly • 14 VDC | FAA TSO-C96a Class II FAA TSO-C30c Type III |

ORION™ 500

TAIL LIGHT **SERIES**

The ORION™ 500 Series products incorporate both the WHITE flashing Anti-Collision light, and the Tail Position light functions. State-of-the-art LED circuitry is built-in to eliminate the need for separate flasher boxes for operation. The footprint and mounting are identical to legacy Whelen products for ease of installation and retrofit.



0.29 lb. (132gm)



W: 1.75" (44mm) L: 3.72" (94mm)
H: 2.17" (55mm)



14 VDC: 0.2 Amps (3.8 @ ACL Avg.)
28 VDC: 0.1 Amps (1.9 @ ACL Avg.)

Lens: Clear Polycarbonate Hardcoat

Replacement Lens: Part # 68-3951061A31

| MODEL | PART # | DESCRIPTION | APPROVALS |
|---------|---------------|--|--|
| OR5001V | 01-0771774V01 | White: ORION™ 500 Tail Light 14 VDC | STC / TSO/ETSO-C96a Class II TSO/ETSO-C30c Type III |
| OR5002V | 01-0771774V02 | White: ORION™ 500 Tail Light 28 VDC | |

71554

SERIES

The 71554 Series is our newest LED Tail Position Light. Exact footprint for Whelen models A555A and 71011 Tail Lights. Available in horizontal or vertical mount. Models -01 and -02 come with flying leads. Model -03 has a pin and a ring terminal for connections.



0.14 lb. (64gm)



L: 1.59" (40mm) W: 2.07" (53mm)
H: 1.4" (36mm)



14 VDC: 0.25 Amps
28 VDC: 0.13 Amps

Lens: Clear Polycarbonate Hardcoat

| MODEL | PART # | DESCRIPTION | APPROVALS |
|---------|---------------|---------------------------|------------------------------|
| 7155411 | 01-0771554-11 | Horizontal Mount • 14 VDC | STC / TSO/ETSO-C30c Type III |
| 7155412 | 01-0771554-12 | Vertical Mount • 14 VDC | |
| 7155401 | 01-0771554-01 | Horizontal Mount • 28 VDC | |
| 7155402 | 01-0771554-02 | Vertical Mount • 28 VDC | |

Mounting Note: Vertical mount = mtg holes at 12 & 6 o'clock • Horizontal mount = mtg holes at 9 & 3 o'clock



WARNING: This product may contain chemicals known to the State of California to cause cancer and birth defects or other reproductive harm. For more information, visit flywat.com/regulatory.

90482

SERIES

The Model 90482 is a compact upgraded version of the 90354 Tail Assembly aft position light with **White** anti-collision light combination includes a **Red** flashing portion used as a ground recognition light. **Red** ground recognition and **White** anti-collision lighting cannot be activated simultaneously. This light is intended for use as a system with 71170 series lighthead and Model 7123403 Flasher/Current source for complete aircraft coverage. Item does not include interconnect cable for Flasher/Current source.



Uses Flasher 7123403
(Sold Separately)



0.35 lb. (159gm)



9048200:
W: 1.25" (32mm) L: 1.78" (45mm)
H: 3.6" (91mm)

9048202:
W: 1.4" (36mm) L: 1.56" (40mm)
H: 3.6" (91mm)



28 VDC: 0.3 Amps Avg.
3 Amps Peak @ 0.25 Sec.

Lens: Clear Polycarbonate

| MODEL | PART # | DESCRIPTION | APPROVALS |
|---------|---------------|--|----------------------------------|
| 9048200 | 01-0790482-00 | White: Aft Position/ACL LED Red: Ground Recognition LED | FAA TSO-C96a / TSO-C30c Type III |
| 9048202 | 01-0790482-02 | Tail Nav/Ground Recognition ACL LED | TSO-C96a / TSO-C30c |

A500A

LEGACY SERIES

A500A Series Combination Strobe/Tail Navigation Light is used when the wingtip anti-collision lights are mounted in an enclosure and can't provide 360° of strobe coverage. It is a direct replacement for the standard tail position light. Available in a radio-shielded version. Voltage (14 or 28) and mounting (horizontal or vertical) must be specified when ordering.



0.3 lb. (136gm)



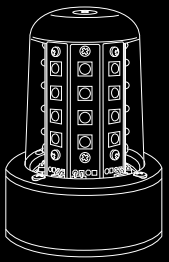
Exposed:
1.7" (43mm) x 1.5" (38mm)

Lens: Glass

| MODEL | PART # | DESCRIPTION | APPROVALS |
|----------|---------------|--|-------------------|
| A500AV14 | 01-0770024-00 | Vertical Mount • 14 VDC | FAA/PMA, TSO-C30b |
| A500AH14 | 01-0770024-02 | Horizontal Mount • 14 VDC | |
| A500AV28 | 01-0770024-01 | Vertical Mount • 28 VDC | |
| A500AVD2 | 01-0770024-05 | Vertical Mount / Radio-Shielded • 28 VDC | |



WARNING: This product may contain chemicals known to the State of California to cause cancer and birth defects or other reproductive harm. For more information, visit flywat.com/regulatory.



71080
LED BEACON

PG 45

BEACON LIGHTING

ORION™

BEACON // SERIES





ORION™ 360
LED BEACON

ORION™

BEACON // SERIES



| | |
|---|--|
|  | Narrow Base 0.3 lb. (136gm) |
| | Wide Base 0.37 lb. (168gm) |
|  | Narrow Base W: 2.6" (66mm) H: 1.6" (41mm) L: 2.6" (66mm) |
| | Wide Base W: 3.67" (93mm) H: 2.83" (72mm) L: 3.67" (93mm) |

ORION™ 360 Beacons are the fourth Generation of LED beacons for fixed-wing aircraft. These are designed to replace Legacy 2.6" and 3.75" round beacons. ORION™ 360 Beacons are lower profile than Legacy products by 60%. Please see documents for more information on this product. Available in 14 VDC and 28 VDC. Red, Red / White Split, and White assemblies available.

Replacement Lens: Part # 68-1972008A30

| MODEL | PART # | DESCRIPTION | VDC | APPROVALS |
|----------|---------------|---|--|-----------------------------|
| OR36R1N | 01-0772010-50 | Red: LED Upper • Base: 2.6" (66mm) | 14 VDC: 0.53 Amps Avg 2.8 Amps Peak | TSO-C96a Class III / STC |
| OR36R1W | 01-0772010-52 | Red: LED Upper • Base: 3.67" (93mm) | | |
| OR36S1N | 01-0772010-70 | Red / White: LED Upper • Base: 2.6" (66mm) | | |
| OR36S1W | 01-0772010-72 | Red / White: LED Upper • Base: 3.67" (93mm) | | |
| OR36R2N | 01-0772010-10 | Red: LED Upper • Base: 2.6" (66mm) | 28 VDC: 0.26 Amps Avg 1.4 Amps Peak | |
| OR36R2W | 01-0772010-12 | Red: LED Upper • Base: 3.67" (93mm) | | |
| OR36R2WL | 01-0772010-13 | Red: LED Lower • Base: 3.67" (93mm) | | |
| OR36S2N | 01-0772010-30 | Red / White: LED Upper • Base: 2.6" (66mm) | | |
| OR36S2W | 01-0772010-32 | Red / White: LED Upper • Base: 3.67" (93mm) | | |
| OR36S2WL | 01-0772010-33 | Red / White: LED Lower • Base: 3.67" (93mm) | | |
| OR36W2N | 01-0772010-20 | White: LED Upper • Base: 2.6" (66mm) | | |
| OR36W2W | 01-0772010-22 | White: LED Upper • Base: 3.67" (93mm) | 28 VDC: 0.53 Amps Avg, 2.8 Amps Peak | |

! WARNING: This product may contain chemicals known to the State of California to cause cancer and birth defects or other reproductive harm. For more information, visit flywat.com/regulatory.

71080

SERIES

The 71080 Series LED Beacons are FAA/TSO compliant self-contained LED anti-collision lights (Ref. Class I - 150 effective candlepower). They are designed to replace existing beacons utilizing a 2 1/2" diameter footprint. They can also replace remote-mounted strobe lights (ref. Whelen A470 Series) allowing for removal of the strobe power supply. Internal mounting plate provided with choice of mounting holes to retrofit most existing mounting patterns.



1.8 lb. (816gm)



H: 2.7" (69mm)



14 VDC: 0.9 Amps
28 VDC: 0.45 Amps

Lens: Hardcoated Polycarbonate

| MODEL | PART # | DESCRIPTION | APPROVALS |
|---------|---------------|---|----------------------|
| 7108000 | 01-0771080-00 | Red: LED • No Adapt. Robinson, MateNLock • 28 VDC | STC/TSO-C96a Class I |
| 7108001 | 01-0771080-01 | Red: LED • A470A Mount • 28 VDC | |
| 7108004 | 01-0771080-04 | Red: LED • 5 Hole Adapt. Flying Leads • 28 VDC | |
| 7108005 | 01-0771080-05 | Red: LED • 3.75" Adapt. Flying Leads • 28 VDC | |
| 7108006 | 01-0771080-06 | Red: LED • 1.75" Mount Pattern • 28 VDC | |
| 7108007 | 01-0771080-07 | Red: LED • 3.75" Adapt. MSConn, Upper • 28 VDC | |
| 7108008 | 01-0771080-08 | Red: LED • 5 Hole Adapt. MSConn • 28 VDC | |
| 7108013 | 01-0771080-13 | Red: LED • 5 Hole Adapt. Sikorsky • 28 VDC | |
| 7108014 | 01-0771080-14 | Red: LED • 5 Hole Adapt. Flying Leads, Lower • 28 VDC | |
| 7108015 | 01-0771080-15 | Red: LED • 3.75" Adapt. Flying Leads, Lower • 28 VDC | |
| 7108017 | 01-0771080-17 | Red: LED • 3.75" Adapt. MSConn, Lower • 28 VDC | |
| 7108018 | 01-0771080-18 | Red: LED • 5 Hole Adapt. MSConn, Lower • 28 VDC | |
| 7108020 | 01-0771080-20 | Red: LED • EC120, 130, 135 Adapt • 28 VDC | |
| 7108050 | 01-0771080-50 | Red: LED • No Adapt. Robinson, MateNLock • 14 VDC | |
| 7108051 | 01-0771080-51 | Red: LED • A470A Mount, MateNLock • 14 VDC | |
| 7108055 | 01-0771080-55 | Red: LED • 3.75" Adapt. Flying Leads • 14 VDC | |



WARNING: This product may contain chemicals known to the State of California to cause cancer and birth defects or other reproductive harm. For more information, visit flywat.com/regulatory.

A440

A440 Mounting Adapter is for fuselage installations for the HRCFA Series LED Beacons, and SACF Series Beacons.



| MODEL | PART # | DESCRIPTION | APPROVALS |
|-------|---------------|------------------|-----------|
| A440 | 19-130074-009 | Mounting Adapter | -- |

90520

SERIES

The 90520 Series LED Beacons are FAA/TSO compliant self-contained LED anti-collision lights (Ref. Class III 100 effective candlepower). They are designed to replace strobe lightheads as small as the A470A with available models to replace HR self-contained beacons (HRCFA) or our Legacy 70900 LED beacon. Mounting plate included with assembly.



0.65 lb. (295gm)



W: 1.25" (32mm) L: 1.78" (45mm)
H: 3.6" (91mm)



28 VDC: 0.3 Amps Avg.
3 Amps Peak @ 0.25 Sec.

Lens: Clear Polycarbonate

| MODEL | PART # | DESCRIPTION | APPROVALS |
|---------|---------------|--|------------------------------|
| 9052051 | 01-0790520-51 | Red / White: LED • Mount: 2.75" • 14 VDC | STC TSO-C96a Class III |
| 9052055 | 01-0790520-55 | Red / White: LED • Mount: 3.75" • 14 VDC | |
| 9052001 | 01-0790520-01 | Red / White: LED • Mount: 2.75" • 28 VDC | |
| 9052004 | 01-0790520-04 | Red / White: LED • Mount: 5 Hole • 28 VDC | |
| 9052014 | 01-0790520-14 | Red / White: LED • Lower Mount: 5 Hole • 28 VDC | |
| 9052005 | 01-0790520-05 | Red / White: LED • Mount: 3.75" • 28 VDC | |
| 9052015 | 01-0790520-15 | Red / White: LED • Lower Mount • Adapter • 28 VDC | |
| 9052007 | 01-0790520-07 | Red / White: LED • MS Connector • Adapter • 28 VDC | |
| 9052017 | 01-0790520-17 | Red / White: LED • Lower Mount: 3.75" • Adapter • 14 VDC MS Connector | |
| 9052008 | 01-0790520-08 | Red / White: LED • Mount: 5 Hole • 28 VDC | |
| 9052018 | 01-0790520-18 | Red / White: LED • Lower Mount: 5 Hole • 28 VDC | |



WARNING: This product may contain chemicals known to the State of California to cause cancer and birth defects or other reproductive harm. For more information, visit flywat.com/regulatory.

71410

The 71410 LED White Anti-Collision Beacons are FAA/TSO compliant self-contained LED Anti-Collision Lights. They are designed to replace 3 3/4" opening found with our HRCFA/SACF-style Strobe Units and to replace rotating beacons. They also come with a narrow base allowing replacement of A470(A) and similar remote strobes (Contact Factory). 71410 ships with 12" long flying leads, available in 28v only. (TSO-C96a, CLASS III)



0.75 lb. (340gm)



H: 3.4" (86mm)
Diameter: 3.6" (91mm)



28 VDC: 0.32 Amps


Lens: Clear Polycarbonate

| MODEL | PART # | DESCRIPTION | APPROVALS |
|---------|---------------|--------------------------|------------------------|
| 7141001 | 01-0771410-01 | LED Anti-Collision Light | FAA TSO-C96a Class III |

90852

SERIES

The 90852 Series is an FAA/TSO compliant self-contained LED anti-collision beacon. Its solid-state circuitry and LED light source allow for replacement of the Legacy Whelen 90033 Series halogen flashing beacons. Benefits include no moving parts, no EMI/RFI, no inrush current spikes and crisp on/off cycles. There are several models available to provide compatibility with existing mounting patterns and profiles of the Legacy beacons, thus eliminating the need to alter the aircraft.



0.98 lb. (440gm)



L: 5.62" (143mm) W: 2.9" (74mm)
H: 2.4" (61mm)



28 VDC: .32 Amps

| MODEL | PART # | DESCRIPTION | APPROVALS |
|---------|---------------|--|------------------------|
| 9085203 | 01-0790852-03 | Red: ACL LED • Lower Mount: 8 Hole 28 VDC | FAA TSO-C96a Class III |
| 9085204 | 01-0790852-04 | White: ACL LED • Lower Mount: 8 Hole 28 VDC | |
| 9085205 | 01-0790852-05 | Red: ACL LED • Upper Mount: 5 Hole 28 VDC | |
| 908525D | 01-0790852-5D | White: ACL LED • Upper Mount: 5 Hole 28 VDC | |
| 9085206 | 01-0790852-06 | White: ACL LED • Lower Mount: 5.12" 28 VDC | |
| 9085208 | 01-0790852-08 | Red: ACL LED • Lower Mount: 5 Hole 28 VDC | |



WARNING: This product may contain chemicals known to the State of California to cause cancer and birth defects or other reproductive harm. For more information, visit flywat.com/regulatory.

71560

SERIES

The 71560 Series is an LED anti-collision beacon for Cessna Restart and certain Piper aircraft. Its solid-state circuitry and LED light source allow for replacement of the Legacy Whelen 70786 Series halogen flashing beacons. Benefits include no moving parts, no EMI/RFI, no inrush current spikes and crisp on/off cycles. There are several models available to provide compatibility with existing mounting patterns and profiles of the Legacy beacons, thus eliminating the need to alter the aircraft.



0.2 lb. (97gm)



W: 1.39" (35mm) L: 2.09" (53mm)
H: 2.47" (63mm)



28 VDC: 0.11 Amps

7156000 Replaces 7078600 & 710500 and is utilized on Cessna single engine restart aircraft and Piper

| MODEL | PART # | DESCRIPTION | APPROVALS |
|---------|---------------|---|-----------|
| 7156000 | 01-0771560-00 | Red: LED Ground Recognition Light Cessna • 28 VDC | -- |
| 7156020 | 01-0771560-20 | Red: LED Ground Recognition Light Piper • 28 VDC | |
| 7156050 | 01-0771560-50 | Red: LED Ground Recognition Light Piper (Teardrop Base) • 28 VDC | |

MOUNTING ADAPTERS

LEGACY SERIES

Designed for the Model A470A or Model A450 Series Remote Strobe lighthouse assemblies. The Model H102 allows flush mounting of the lighthouse to the skin of the fuselage or the vertical stabilizer on later model Cessna single engines. The H103 is designed for strobe assemblies to be installed in the standard 3-3/4" (95mm) dia. rotating beacon mounting hole.



MODEL: H102



MODEL: H103



H102:
Inner Dia: 0.15" (3.8mm)
Outer Dia: 2.4" (66mm)

H103:
Inner Dia: 1.38" (.5mm)
Outer Dia: 3.69" (94mm)

| MODEL | PART # | DESCRIPTION | APPROVALS |
|-------|---------------|-------------------------------|-----------|
| H102 | 07-730068-000 | Flush Mount Adapter NSN | FAA/PMA |
| H103 | 11-230079-000 | Rotating Beacon Mount Adapter | -- |



WARNING: This product may contain chemicals known to the State of California to cause cancer and birth defects or other reproductive harm. For more information, visit flywat.com/regulatory.

A470A

LEGACY SERIES

The A470A Series Remote Strobe Light Assembly is compatible with all Whelen power supplies. It can be installed on the fuselage or the vertical fin. The unique polycarbonate optic lens and reflector design redirects stray light rays into the horizontal plane to provide 360° of uniform light coverage, the maximum possible. Available in three different lens colors, Aviation Red, Aviation White and split Aviation Red/White. Available in radio-shielded configurations. All assemblies require either the model H102 or H103 mounting adapter.



0.3 lb. (136gm)



H: 3.5" (59mm)
Diameter: 2.58" (57mm)

Lens: Polycarbonate

| MODEL | PART # | DESCRIPTION | APPROVALS |
|---------|---------------|--|-----------------|
| A470ADR | 01-0770019-21 | Red: Strobe Head Assembly Shielded | FAA/PMA pmasup2 |
| A470ADS | 01-0770019-23 | Red / White: Strobe Head Assembly Shielded | |
| A470ADW | 01-0770019-22 | White: Strobe Head Assembly Shielded | |
| A470AR | 01-0770019-18 | Red: Strobe Head Assembly | |
| A470AS | 01-0770019-20 | Red / White: Strobe Head Assembly | |
| A470AW | 01-0770019-19 | White: Strobe Head Assembly | |



WARNING: This product may contain chemicals known to the State of California to cause cancer and birth defects or other reproductive harm. For more information, visit flywat.com/regulatory.

90033

LEGACY SERIES

Self-contained, 150-watt, quartz halogen flashing anti-collision light which is factory installed on Beechcraft. It is also a direct replacement for oscillating beacons on most corporate aircraft.



0.2 - 0.9 lb. (91 - 177gm)



H: 4.4" (112mm)



28 VDC: 5.5 Amps

Lens: Glass

| MODEL | PART # | DESCRIPTION | APPROVALS |
|---------|---------------|---|--------------|
| 900331 | 01-0790033-01 | Red: Standard Unit • 2 Hole Base • 18" Cable • No Connector | FAA-TSO-C96a |
| 900333 | 01-0790033-03 | Red: 2-Position Connector • 8 Hole Base • 18" Leads • Amp #207846-1 | |
| 900334 | 01-0790033-04 | White: 2-Position Connector • 8 Hole Base • 18" Leads • Amp #207846-1 | |
| 900335 | 01-0790033-05 | Red: 2-Position Connector • 5 Hole Base • 18" Leads • Amp #207846-1 | |
| 900336 | 01-0790033-06 | White: 2-Position Connector • 5 Hole Base • 18" Leads • Amp #207846-1 | |
| 900335D | 01-0790033-5D | Red: 2-Position Connector • 5 Hole Base • 18" Leads • Amp #207846-1 | |
| 900336D | 01-0790033-6D | White: 2-Position Connector • 5 Hole Base • 18" Leads • Amp #207846-1 | |
| 900337 | 01-0790033-07 | Red: 5.12" Diameter Mounting Base • Round Base • MS3102R10SL-3P Connector | |
| 900338 | 01-0790033-08 | White: 5.12" Diameter Mounting Base • Round Base • MS3102R10SL-3P Connector | |
| 900339 | 01-0790033-09 | Red: 8-Position Connector • 8 Hole Base • 18" Cable • Amp #208530-1 | |
| 9003310 | 01-0790033-10 | White: 8-Position Connector • 8 Hole Base • 18" Cable • Amp #208530-1 | |
| 9003312 | 01-0790033-12 | White: 2-Position Connector (Beech 1900) • 5 Hole Base • 18" Cable • Amp #1-480698-0 | |
| 9003313 | 01-0790033-13 | Red: (Cessna CJ1, CJ2) • 2 Hole Base • 13" Leads • No Connector | |
| 9003324 | 01-0790033-24 | White: 3-Position Connector (Beech 1900) • 8 Hole Base • Amp #207567-1 | |
| 9003325 | 01-0790033-25 | Red: 3-Position Connector On Mounting Bracket (Beech Jet) • 5 Hole Base • MS3102R10SL | |



WARNING: This product may contain chemicals known to the State of California to cause cancer and birth defects or other reproductive harm. For more information, visit flywat.com/regulatory.




WING INSPECTION LIGHTING


06


71186

The 71186 is a compact illumination solution that can be utilized in many lighting upgrade situations (see also 71325). 71186 ships with 6" flying leads. Optimized for 28 VDC, will operate from 14-28 VDC.



- 

0.2 lb. (91gm)
- 

Inner Diameter: 1.95" (50mm)
Outside Face: 2.15" (55mm)
Overall Depth: 1" (25mm)
- 

28 VDC: 0.25 Amps

Lens: Clear Polycarbonate


| MODEL | PART # | DESCRIPTION | APPROVALS |
|-------|---------------|--------------------|-----------|
| 71186 | 01-0771186-01 | LED Downwash light | -- |


71280


SERIES

The 71280 Series utilizes Model 71325 hidden inside the optic housing. Optic lens is intended to be flush mounted to skin of aircraft (Black portion of assembly remaining inside aircraft), creating the 'hot' spot 20° behind center viewing. Housing constructed from polycarbonate with an aluminum back plate (see 71325). Optimized for 28 VDC, will operate from 14-28 VDC.



- 


0.3 lb. (136gm)
- 

L: 4.28" (109mm) W: 2.7" (69mm)
H: 2.01" (51mm)
- 

28 VDC: 0.25 Amps

Lens: Polycarbonate

| MODEL | PART # | DESCRIPTION | APPROVALS |
|---------|---------------|------------------------|-----------|
| 7128010 | 01-0771280-10 | LED Ice Detection (LH) | -- |
| 7128020 | 01-0771280-20 | LED Ice Detection (RH) | |


 **WARNING:** This product may contain chemicals known to the State of California to cause cancer and birth defects or other reproductive harm. For more information, visit flywat.com/regulatory.


72041


SERIES

The 72041 Series LED Ice Detection Light Assembly is sealed for a pressure differential of 10 psi. Model 7240100 is a direct replacement for 01-0790093-00 halogen light assembly.



- 


0.2 lb. (91gm)
- 

L: 2" (51mm) W: 2" (51mm)
H: 1.1" (28mm)
- 

28 VDC: 0.9 Amps

| MODEL | PART # | DESCRIPTION | APPROVALS |
|---------|---------------|--|-----------|
| 7204100 | 01-0772041-00 | ICE Detection Light Assembly • Direct Replacement For 01-0790093-00 • 28 VDC | -- |
| 7204101 | 01-0772041-01 | LED ICE Detection Light Assembly • Piper Specific • 28 VDC | |



 **WARNING:** This product may contain chemicals known to the State of California to cause cancer and birth defects or other reproductive harm. For more information, visit flywat.com/regulatory.

07

EXPERIMENTAL AIRCRAFT LIGHTING



MICROBURST™ PLUS

SERIES



Whelen Aerospace Technologies is proud to release the New MICROBURST™ PLUS Series. These assemblies provide navigation and anti-collision functions just like the original assemblies but with an updated internal optic reflector design. The new reflector not only improves the aesthetics, it also provides greater light output performance in the same package. With more than seventy years of experience in aviation lighting and the recognition as pioneers in the development of LED technology, look to WAT for state-of-the-art lighting for your experimental or LSA aircraft.

Note: Not certified for night flight, please see **ORION™** products for approved night flight operation.



MICROBURST™ II Kit
Kit Model # **MB3K**
1 **MB3R Red**
1 **MB3G Green**
Part # **01-0471507-00**



MICROBURST™ II Kit
Kit Model # **MB2K**
1 **MB2R Red**
1 **MB2G Green**
Part # **01-0471519-00**



MICROBURST™ II with Tail Light Kit
Kit Model # **MB2KWT**
1 **MB2R Red**
1 **MB2G Green**
1 **MB1WT Tail Light**
Part # **01-0471519-01**



MICROBURST™ I Kit
Kit Model # **MB1WT**
Single Tail Light Assembly
Part # **01-0771490-00**




| MODEL | PART # | DESCRIPTION | APPROVALS |
|--------|---------------|--|-----------|
| MB3K | 01-0471507-00 | Red / Green: MICROBURST™ Pair Forward Position & White Tail Position Light / Anti-Collision Light Wingtip Assembly • 14 VDC LED-Strobe & Rear Facing White Nav | -- |
| MB2K | 01-0471519-00 | Red / Green: MICROBURST™ Pair Forward Position Light / Anti-Collision Light Wingtip Assembly • 14 VDC | |
| MB2KWT | 01-0471519-01 | Red / Green: MICROBURST™ Pair Forward Position Light / Anti-Collision Light Wingtip Assembly Plus MB1 Tail Position / Anti-Collision Light Assembly • 14 VDC | |
| MB1WT | 01-0771490-00 | White: MICROBURST™ Tail Position / Anti-Collision Light Assembly • 14 VDC | |

WARNING: This product may contain chemicals known to the State of California to cause cancer and birth defects or other reproductive harm. For more information, visit flywat.com/regulatory.

BLAZE™

Whelen Aerospace Technologies is proud to introduce the BLAZE™, an all LED wingtip position, anti-collision and tail light assembly for the LSA and experimental market. Low drag and light weight without compromising safety and visibility.



| | |
|---|--|
|  | 0.19 lb. (132gm) |
|  | L: 4.5" (116mm) W: 1.3" (34mm) H: 1.2" (32mm) |
|  | 14 VDC: 2.15 Amps Peak |

Note: Not certified for night flight, please see **ORION™** products for approved night flight operation.



| MODEL | PART # | DESCRIPTION | APPROVALS |
|----------|-------------|--|-----------|
| BLAZEIRG | 01-95001-03 | Red / Green: BLAZE™ Pair Forward Position & White Tail Position Light / Anti-Collision Light Wingtip Assembly • 14 VDC | -- |

VERTEX™

SERIES

LED Anti-Collision Light Assembly



| | |
|---|---|
|  | H: 1" (25mm) Dia: 1.6" (41mm) |
|  | 14VDC: 0.75 Amps Peak 0.3 Amps Average |

Lens: Polycarbonate

Note: Not certified for night flight, please see **ORION™** products for approved night flight operation.

| MODEL | PART # | DESCRIPTION | APPROVALS |
|---------|---------------|---|-----------|
| VTX609R | 01-066B715-50 | Red: VERTEX™ Anti-Collision | -- |
| VTX609C | 01-066B715-30 | Clear: VERTEX™ Anti-Collision | |
| VTXFC | -- | VERTEX™ Chrome • Surface Mount Flange Kit | |
| VTXFB | -- | VERTEX™ Black • Surface Mount Flange Kit | |

WARNING: This product may contain chemicals known to the State of California to cause cancer and birth defects or other reproductive harm. For more information, visit flywat.com/regulatory.

FLASHER MODULES

71156

The 71156 Series is an electronic ‘Pulse’ light flasher for use with Whelen Taxi & Landing LED lightheads (catalog and custom versions). 71156 is being integrated into aircraft model upgrades and new type certified aircraft. Flasher operates four outputs steady on or will allow two outputs to be flashed or steady, independent of the other. MS Connectors with aluminum housing. Tested in accordance with RTCA/DO-160 Environmental Tests.



1.1 lb. (499gm)



L: 5" (127mm) W: 4.56" (116mm)
H: 1.8" (46mm)



28 VDC: 20 Amps (All Outputs)

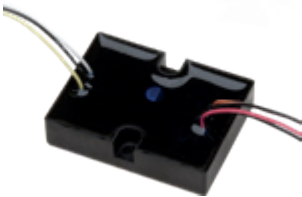
| MODEL | PART # | DESCRIPTION | APPROVALS |
|---------|---------------|----------------------------------|-----------|
| 7115604 | 01-0771156-04 | LED Flasher Assembly • 4 Outputs | -- |



WARNING: This product may contain chemicals known to the State of California to cause cancer and birth defects or other reproductive harm. For more information, visit flywat.com/regulatory.

71700

The 71700 is an electronic light flasher for use with WAT LED Exterior Lighting products. The flasher operates two outputs steady on or will flash outputs alternately. This has the operating ability to handle up to 5 Amps of power.



MODEL: 71700000



MODEL: 71700001



0.14 lb. (64gm)



L: 2.74" (70mm) W: 2.04" (52mm)
H: 0.54" (14mm)



5 Amps Max (All Outputs)

| MODEL | PART # | DESCRIPTION | APPROVALS |
|----------|---------------|---|-----------|
| 71700000 | 01-0771700-00 | Electronic Light Flasher • 10-32V Suggested for 28VDC only (5AMPS) MAX | -- |
| 71700001 | 01-0771700-01 | Electronic Light Flasher • 14V Only | -- |

71375

The 71375 is an electronic light flasher for use with Whelen LED Exterior Lighting products (catalog and custom versions). Flasher operates two outputs steady on or will flash outputs alternately. D389999 connectors pictured. Aluminum housing. Tested in accordance with RTCA/DO-160 Environmental standards.



0.54 lb. (227gm)



L: 4.5" (114mm) W: 3.5" (89mm)
H: 1.56" (40mm)



28 VDC: 5 Amps (Max)

| MODEL | PART # | DESCRIPTION | APPROVALS |
|---------|---------------|--------------------------|-----------|
| 7137500 | 01-0771375-00 | Electronic Light Flasher | -- |

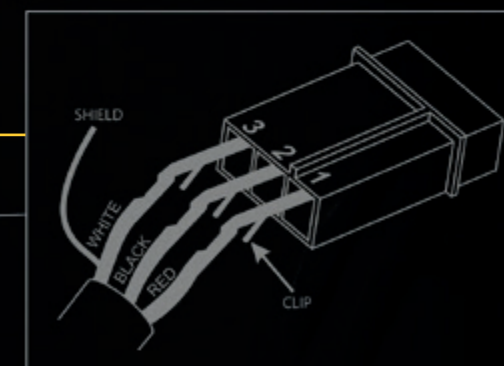
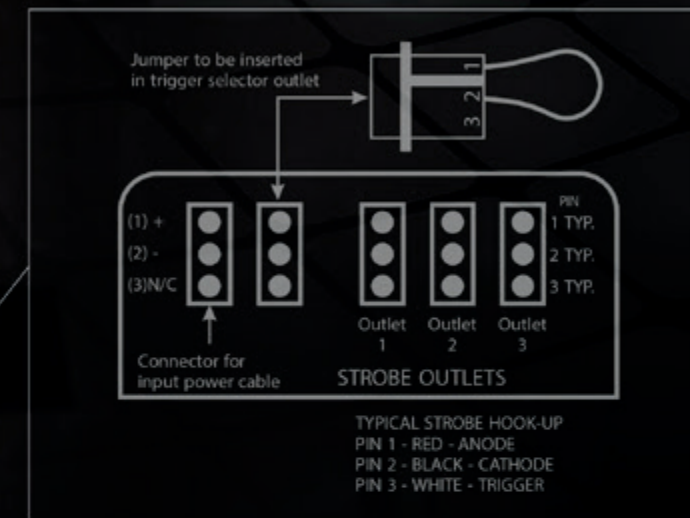
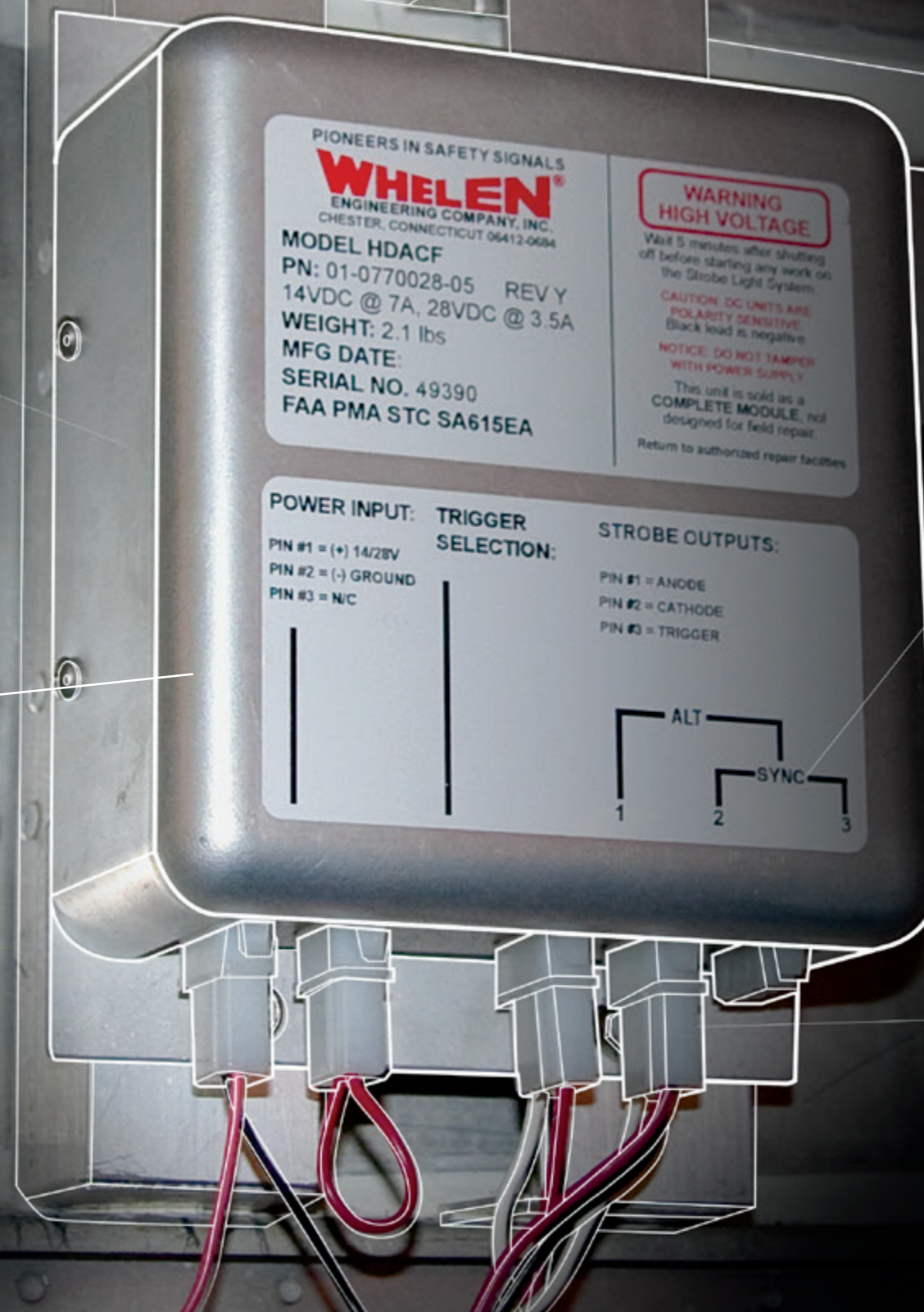
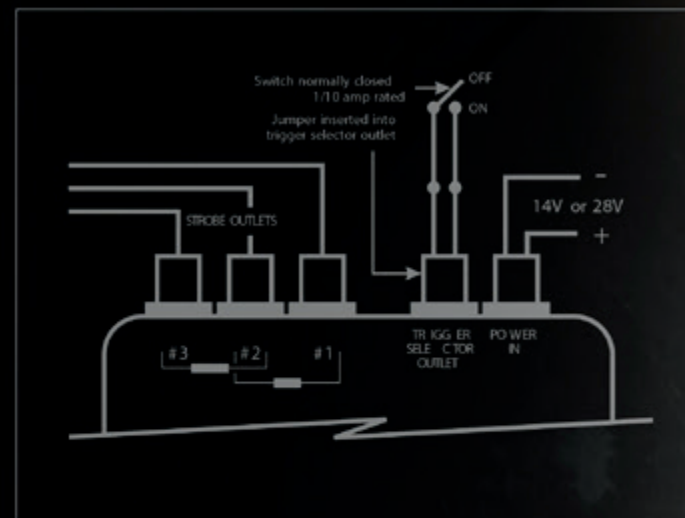


WARNING: This product may contain chemicals known to the State of California to cause cancer and birth defects or other reproductive harm. For more information, visit flywat.com/regulatory.

09

POWER SUPPLIES

HDACF
POWER SUPPLY



HDACF

The HDACF Series provides simultaneous flashing, alternate flashing or both. It will operate up to one or three strobe lighthead. Operating the wingtip strobes in the alternating mode will provide an accumulated 42 joules of power to each light. When in the simultaneous mode, the accumulated power to each light is 21 joules. In the 3 light mode, the wingtips will flash simultaneously at an accumulated 21 joules each. They alternate with a third light operating at an accumulated 42 joules. On the trigger selector outlet, a switch mounted in place of the jumper will allow wingtip outlets 2 & 3 to be turned off, while the tail outlet 1 will remain on. This function is commonly used when the third light is for ground operations. This power supply will operate from 10 -30 VDC.



| MODEL | PART # | DESCRIPTION | APPROVALS |
|-------|---------------|---------------------|-----------|
| HDACF | 01-0770028-05 | Strobe Power Supply | STC/PMA |

- 2.1 lb. (953gm)
- L: 5" (127mm) W: 4.56" (116mm)
H: 2.37" (60mm)
- 14 VDC: 7 Amps
28 VDC: 3.5 Amps

A490TCCF

The A490TCCF is the same as the A490TCF but has a mounting plate with additional holes that directly replaces factory installed systems on single engine Cessnas, Aero Commanders, and Grumman Americans.



| MODEL | PART # | DESCRIPTION | APPROVALS |
|----------|---------------|--|-----------|
| A490TCCF | 01-0770006-09 | Standard Unit, 20" Leads, Amp Connectors | FAA/PMA |

- 1.2 lb. (544gm)
- L: 5" (127mm) W: 3.12" (79mm)
H: 2.38" (60mm)
- 14 VDC: 1.7 Amps
28 VDC: 0.85 Amps

! **WARNING:** This product may contain chemicals known to the State of California to cause cancer and birth defects or other reproductive harm. For more information, visit flywat.com/regulatory.

A490ATSC

The A490ATSC operates one strobe lighthead. Its compact size allows mounting in the wingtip and/or the tail, adjacent to the lighthead. It produces an accumulated 34 joules of power and can be equipped to flash simultaneously with up to five other like units by connecting an 18-gauge wire between outlet 3 on the input power connector. This power supply will operate from 10 to 30 VDC.



| MODEL | PART # | DESCRIPTION | APPROVALS |
|----------|---------------|---------------------|-----------|
| A490ATSC | 01-0770062-03 | Strobe Power Supply | FAA/PMA |

- 1.7 lb. (771gm)
- L: 5" (127mm) W: 3.06" (78mm)
H: 3.12" (79mm)
- 14 VDC: 4 Amps
28 VDC: 8 Amps

A490TCF

The A490TCF Series operates one strobe lighthead. It is our most compact unit and can be mounted in the wingtip and/or the tail adjacent to the lighthead. It produces an accumulated 19 joules of power. It will only meet 400 CP when used with the A470A-W. This unit cannot be synchronized. This power supply operates from 10 to 30 VDC (not approved for use with Red strobe light).



| MODEL | PART # | DESCRIPTION | APPROVALS |
|---------|---------------|---------------------|-----------|
| A490TCF | 01-0770006-08 | Strobe Power Supply | FAA/PMA |

- 1.2 lb. (544gm)
- L: 5" (127mm) W: 2.38" (60mm)
H: 3.12" (79mm)
- 14 VDC: 1.7 Amps
28 VDC: 0.85 Amps

! **WARNING:** This product may contain chemicals known to the State of California to cause cancer and birth defects or other reproductive harm. For more information, visit flywat.com/regulatory.

90101

SERIES

The 90101 Series is similar to the HTCF but has military connectors. It is available in SingleFlash or CometFlash®. Several different configurations are available for application specific installations.



1.2 lb. (544gm)



L: 5" (127mm) W: 3.12" (79mm)
H: 2.38" (60mm)



14 VDC: 1.7 Amps
28 VDC: 0.85 Amps

| MODEL | PART # | DESCRIPTION | APPROVALS |
|---------|---------------|--|-----------|
| 9010100 | 01-0790101-00 | 24 Joule • Single Flash | TSO-C96a |
| 9010101 | 01-0790101-01 | 24 Joule • Single Flash • Old Style Mounting Plate | |
| 9010102 | 01-0790101-02 | 24 Joule • Single Flash • Add-on Mounting Plate | |
| 9010104 | 01-0790101-04 | 34 Joule • Comet Flash • Replaces Grimes 60-2799 When Applied With Mounting Brackets | |
| 9010104 | 01-0790101-04 | 34 Joule • Comet Flash | |

90079

SERIES

The 90079 Series is similar to the HDACF Series, but has military connectors. Connectors 2 & 3 (wingtips) will operate simultaneously and will alternate with connector 1 (tail). When operating two lights, use connectors 1 & 2 to operate in the alternating mode.



2.3 lb. (1043gm)



L: 5.5" (140mm) W: 5" (127mm)
H: 2.4" (61mm)



14 VDC: 7 Amps
28 VDC: 3.5 Amps

| MODEL | PART # | DESCRIPTION | APPROVALS |
|---------|---------------|---|--------------------|
| 9007904 | 01-0790079-04 | 42 Joule • Comet Flash • Replaces Grimes 60-1750-1 & 3 | FAA/PMA |
| 9007906 | 01-0790079-06 | 42 Joule • Comet Flash • Socket Outputs When Applied With Mounting Brackets | Supplement: PMA 33 |



WARNING: This product may contain chemicals known to the State of California to cause cancer and birth defects or other reproductive harm. For more information, visit flywat.com/regulatory.

A1610

The A1610 produces 22 joules of energy. This wingtip mounted power supply will operate from 10 to 30 VDC.
Piper Part #: 481-228.



1.5 lb. (680gm)



L: 5.18" (132mm) W: 2.18" (55mm)
H: 4.15" (105mm)



14 VDC: 1.7 Amps
28 VDC: 0.85 Amps

| MODEL | PART # | DESCRIPTION | APPROVALS |
|----------|---------------|--------------|----------------------------|
| A1610TSC | 01-0770168-01 | Power Supply | FAA/PMA Supplement: PMA 27 |

70888

Model 70888 operates one (1) strobe lighthead at 36 joules in CometFlash. It is equipped to flash simultaneously with up to five other like units by connecting an 18-gauge wire between outlet 3 on the input connector.



1.3 lb. (590gm)



L: 5" (127mm) W: 3" (76mm)
H: 3.12" (79mm)



28 VDC: 1.6 Amps

| MODEL | PART # | DESCRIPTION | APPROVALS |
|---------|---------------|---------------------|------------------------|
| 7088800 | 01-0770888-00 | Strobe Power Supply | TSO-C96a Class II, III |



WARNING: This product may contain chemicals known to the State of California to cause cancer and birth defects or other reproductive harm. For more information, visit flywat.com/regulatory.

10

INTERIOR LIGHTING






70820 MAP LIGHT

71144

Features a positive off position & rheostat controlled light intensity. Available in 28VDC only. Models including 'side' mounted intensity control are available which is designed for the S76D.



| | |
|---|--------------------------|
|  | 0.46 lb. (209gm) |
|  | L: 16" (406mm) |
|  | 28 VDC: 0.06 Amps |

Hood: Fixed Position Black Nylon




| MODEL | PART # | DESCRIPTION | APPROVALS |
|---------|---------------|---|-----------|
| 7114416 | 01-0771144-16 | LED Adjustable (Gooseneck) Map Light 16" | -- |

A315-LO

LEGACY SERIES

Cockpit utility light assembly which rotates for convenience to read maps and/or illuminate instrument panels. Optional right angle bracket available for ease of mounting. Uses a 14 VDC, #1893, or a 28 VDC, #1864, lamp.

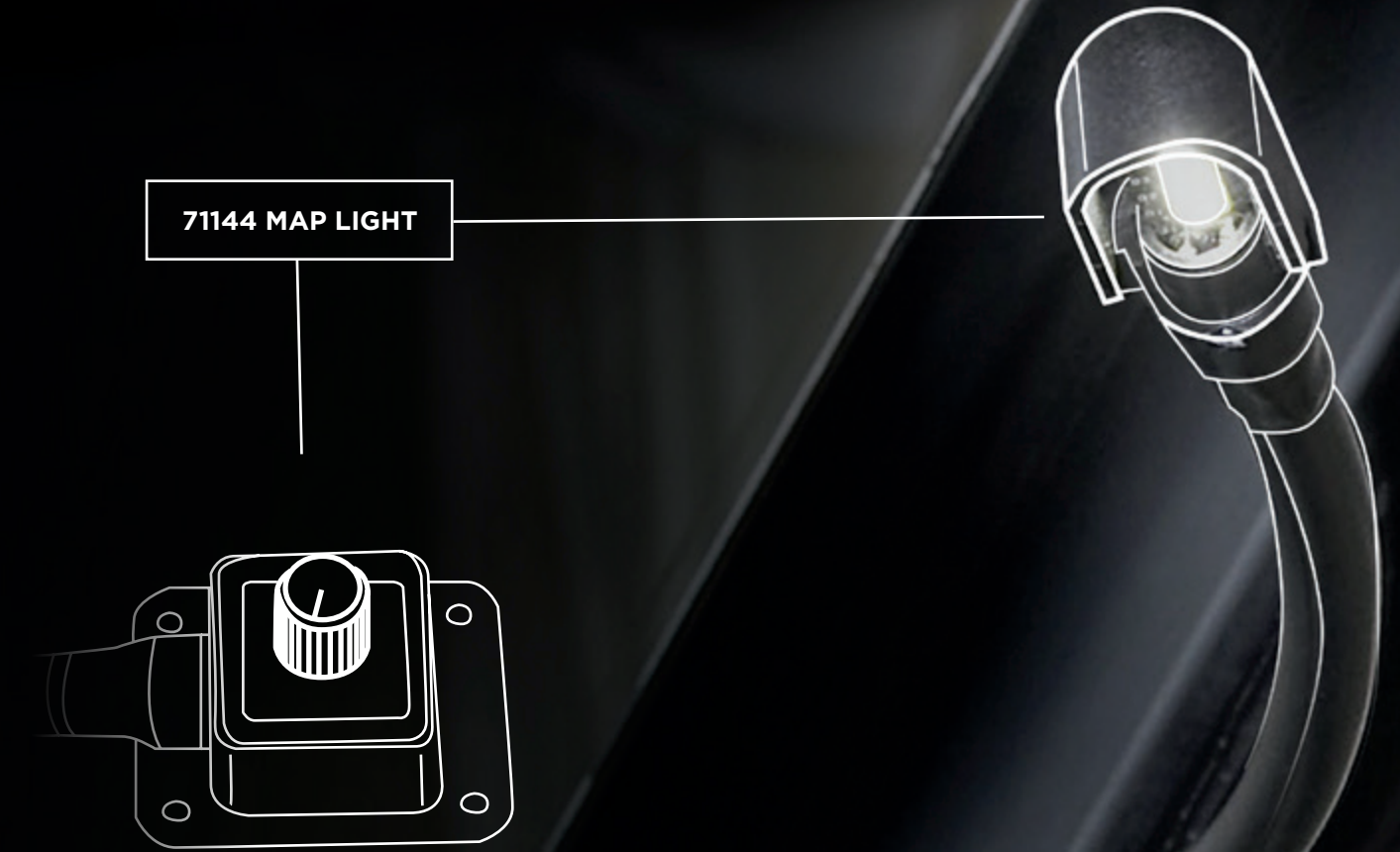


| | |
|---|--|
|  | 0.06 lb. (27gm) |
|  | L: .81" (21mm) H: 2.18" (55mm) W: 0.81" (21mm) |
|  | 14 VDC: 0.33 Amps 28 VDC: 0.17 Amps |

| MODEL | PART # | DESCRIPTION | APPROVALS |
|----------|---------------|------------------------------|-----------|
| A315LO14 | 01-0770106-00 | White Map / Instrument Light | -- |
| A315LO28 | 01-0770106-01 | White Map / Instrument Light | |



WARNING: This product may contain chemicals known to the State of California to cause cancer and birth defects or other reproductive harm. For more information, visit flywat.com/regulatory.



WARNING: This product may contain chemicals known to the State of California to cause cancer and birth defects or other reproductive harm. For more information, visit flywat.com/regulatory.

70348

LEGACY SERIES

Instrument post light assemblies designed to illuminate the instrument panel and function as instrument mounting bolts. The unit has a #10-32 mounting thread and uses the #327 lamp (available in 28 VDC only).



0.037 lb. (17gm)



H: 0.856" (22mm) Exposed



28 VDC: 0.04 Amps

Lens: Polycarbonate

| MODEL | PART # | DESCRIPTION | APPROVALS |
|---------|---------------|------------------|-----------|
| 7034800 | 01-0770348-00 | White Instrument | -- |
| 7034801 | 01-0770348-01 | Red With Spacer | |
| 7034802 | 01-0770348-02 | Clear | |
| 7034803 | 01-0770348-03 | Red | |

A350 A350CN

LEGACY SERIES

Instrument post light assemblies designed to illuminate the instrument panel and function as instrument mounting bolts



0.037 lb. (17gm)



H: 0.95" (24mm) With Spacer
H: 0.875" (22mm) Without Spacer



6 VDC: 0.2 Amps
14 VDC: 0.08 Amps
28 VDC: 0.04 Amps

| MODEL | PART # | DESCRIPTION | APPROVALS |
|--------|----------------|----------------------------------|-----------|
| A350 | 01-0770116-() | Instrument Post Light Assemblies | -- |
| A350CN | 01-0770119-() | Instrument Post Light Assemblies | |



WARNING: This product may contain chemicals known to the State of California to cause cancer and birth defects or other reproductive harm. For more information, visit flywat.com/regulatory.

71434 71440 71450

SERIES

The 71434, 71440, & 71450 Series LED (Light Emitting Diode) instrument post light assemblies are designed to illuminate the instrument panel and function as instrument mounting bolts. They are a high-quality, long-lasting modern alternative to standard incandescent post lights. Benefits of upgrading to LED technology include: long Life (approx. 20,000 hours); reduced power consumption (compared to conventional light sources); shock and vibration resistance (no fragile filament to burn out); light color and temperature (produces bright, crisp light); and no EMI or RFI interference. Model 71434 is identical to the 71450 without the connector nut. Both are available in Black and Grey. 14V version available with White LED, 28V version with White or Red. Made to replace existing A350 and A350CN assemblies. Model 71440 has a #10-32 mounting thread. 28V version available with White or Red LED. Available in Black. Made to replace Model 70348.



WARNING: This product may contain chemicals known to the State of California to cause cancer and birth defects or other reproductive harm. For more information, visit flywat.com/regulatory.



0.037 lb. (17gm)



H: 0.95" (24mm) With Spacer
H: 0.875" (22mm) Without Spacer



14 VDC: 0.1 Milliamps
28 VDC: 0.1 Milliamps



| MODEL | PART # | DESCRIPTION | APPROVALS |
|----------|----------------|---------------------------------------|-----------|
| 71434b11 | 01-0771434b-11 | White Long Black Post Light • 14 VDC | -- |
| 71434b13 | 01-0771434b-13 | White Short Black Post Light • 14 VDC | |
| 71434b20 | 01-0771434b-20 | Red Long Black Post Light • 28 VDC | |
| 71434b21 | 01-0771434b-21 | White Long Black Post Light • 28 VDC | |
| 71434b22 | 01-0771434b-22 | Red Short Black Post Light • 28 VDC | |
| 71434b23 | 01-0771434b-23 | White Short Black Post Light • 28 VDC | |
| 7144000 | 01-0771440-00 | Red Post Light With Spacer • 28 VDC | |
| 7144001 | 01-0771440-01 | White Post Light • 28 VDC | |
| 7144002 | 01-0771440-02 | Red Post Light • 28 VDC | |
| 71450b11 | 01-0771450b-11 | White Long Black Post Light • 14 VDC | |
| 71450b13 | 01-0771450b-13 | White Short Black Post Light • 14 VDC | |
| 71450b20 | 01-0771450b-20 | Red Short Black Post Light • 28 VDC | |
| 71450b21 | 01-0771450b-21 | White Long Black Post Light • 28 VDC | |
| 71450b22 | 01-0771450b-22 | Red Short Black Post Light • 28 VDC | |
| 71450b23 | 01-0771450b-23 | White Long Black Post Light • 28 VDC | |

70820

SERIES

The 70820 Series are LED interior map/reading light assemblies. They are designed for cabin, or cockpit illumination. They have a 360° swivel base, allowing for infinite light angle adjustment. Utilizing LED technology, the following advantages are offered: long life (approx. 20,000 hours); reduced power consumption (compared to alternative light sources) and shock vibration resistant.



0.19 lb. (86gm)



Base: 1.13" (29mm)
W: 1.34" (34mm)
Swivel Diameter: 2.66" (68mm)



14 VDC: 0.02 Amps
28 VDC: 0.02 Amps

| MODEL | PART # | DESCRIPTION | APPROVALS |
|---------|---------------|--|-----------|
| 7082000 | 01-0770820-00 | White Natural Aluminum Finish • 14 VDC | -- |
| 7082002 | 01-0770820-02 | White Black Anodized Finish • 14 VDC | |
| 7082004 | 01-0770820-04 | Red Black Anodized Finish • 14 VDC | |
| 7082001 | 01-0770820-01 | White Natural Aluminum Finish • 28 VDC | |
| 7082003 | 01-0770820-02 | White Black Anodized Finish • 28 VDC | |
| 7082005 | 01-0770820-03 | Red Black Anodized Finish • 28 VDC | |

71414

The 71414 is an LED inspection light designed to replace GRIMES A5395-23 on the S76 Helicopter. The product comes standard with a Black anodized finish and a Clear polycarbonate lens. 71414 also comes with a bracket and has a hex head locking assembly to hold the light at the desired angle. 71414 produces more (>13) candela than the GRIMES light it replaces. Unit comes with 12 flying leads.



0.08 lb. (36gm)



L: 0.8" (20mm) H: 1.19" (30mm)
W: 2.17" (55mm)



24 VDC: 60 Milliamps

Lens: Polycarbonate

| MODEL | PART # | DESCRIPTION | APPROVALS |
|-------|---------------|------------------------------|-----------|
| 71414 | 01-0771414-00 | With Viewing Angle Up To 70° | -- |

70813

SERIES

The 70813 Series LED interior cabin light is a high quality, long lasting, dimmer controllable, modern alternative to the A360 series incandescent interior cabin lights. It offers significant technological upgrades over previous products. Utilizing LED (Light Emitting Diode) technology, the following advantages are offered: long life (approx. 100,000 hours); reduced power consumption (compared to alternative light sources); shock and vibration resistant (no fragile filament to burn out); light (produces bright White light); small profile (allows for shallow mounting depth) and no EMI or RFI interference.



A360

LEGACY SERIES

(For Reference Only)



0.1 lb. (45gm)




L: 0.25" (6mm) H: 2.75" (70mm)
W: 4" (101mm)

| MODEL | PART # | DESCRIPTION | APPROVALS |
|---------|---------------|---------------------------|-----------|
| 7081307 | 01-0770813-07 | White • 14 VDC: 0.16 Amps | -- |
| 7081304 | 01-0770813-04 | White • 28 VDC: 0.08 Amps | |
| 7081308 | 01-0770813-08 | White • 28 VDC: 0.16 Amps | |
| 7081312 | 01-0770813-12 | White • 28V DC: 0.24 Amps | |

70985

Model 70985 is an LED interior illumination assembly. It's .5" wide and is available in a 2.45" or a 1.95" length. Designed to be used in conjunction with customer designed interior aircraft parts. Item ships with 7" flying leads. Will function normally from 24-30 Volts.



0.18 lb. (82gm)



L: 2.45" (62mm) H: 0.5" (13mm)




0.06 Amps Max

| MODEL | PART # | DESCRIPTION | APPROVALS |
|---------|---------------|-----------------------------|-----------|
| 7098501 | 01-0770985-01 | Interior 12 LED light strip | -- |



71140

Model 71140 is an LED alternative for to Grimes 34170 (Dome Light) used on Bombardier Global Express, Challenger 600, 601, 604; Gulfstream GIII, GIV; Learjet 54, 56, 60 and Sikorsky S76. Primary operating voltage is 28V, and a emergency circuit at 5V is provided for long-life lighting on an alternate power source. Item ships with three flying leads, a ground, a 5V line and a 28V line.



0.35 lb. (159gm)



H: 1" (25mm)
Outer Diameter: 5.5" (140mm)
Inner Diameter: 3.8" (97mm)



5 VDC: 250 Milliamps
28 VDC: 125 Milliamps

Lens: Translucent Polycarbonate

| MODEL | PART # | DESCRIPTION | APPROVALS |
|---------|---------------|---------------------------------------|-----------|
| 7114000 | 01-0771140-00 | LED Interior Spun Aluminum Dome Light | -- |

A300

LEGACY SERIES

Interior map light assemblies designed for indirect cockpit illumination. Slide switch permits direct chart reading. Available in a Red or instrument White lens. Uses a 14 VDC, #1414 lamp, or a 28 VDC, #1495 lamp.



0.16 lb. (73gm)



Depth: 1.06" (27mm)
Behind Mounting Flange



14 VDC: 0.46 Amps
28 VDC: 0.3 Amps

Lens: Polycarbonate

| MODEL | PART # | DESCRIPTION | APPROVALS |
|---------|---------------|-------------------------|-----------|
| A300W14 | 01-0770104-30 | White • 14 VDC: 6 Watts | -- |
| A300R14 | 01-0770104-50 | Red • 14 VDC: 6 Watts | -- |
| A300R28 | 01-0770104-51 | Red • 28 VDC: 6 Watts | -- |
| A300W28 | 01-0770104-31 | White • 28 VDC: 6 Watts | -- |



WARNING: This product may contain chemicals known to the State of California to cause cancer and birth defects or other reproductive harm. For more information, visit flywat.com/regulatory.

70339

LEGACY SERIES

Interior dome/compartment light assemblies designed for recessed overhead or wall mounting with minimal depth. An On/Off switch is optional. Uses a 14 VDC, #1414 lamp, or a 28 VDC, #1495 lamp.



0.16 lb. (73gm)



Depth: 1.06" (27mm)
Behind Mounting Flange



14 VDC: 0.46 Amps
28 VDC: 0.3 Amps

| MODEL | PART # | DESCRIPTION | APPROVALS |
|---------|---------------|----------------------|-----------|
| 7033901 | 01-0770339-01 | 14 VDC | -- |
| 7033903 | 01-0770339-03 | With Switch • 14 VDC | -- |
| 7033902 | 01-0770339-02 | 28 VDC | -- |
| 7033904 | 01-070339-04 | With Switch • 28 VDC | -- |



WARNING: This product may contain chemicals known to the State of California to cause cancer and birth defects or other reproductive harm. For more information, visit flywat.com/regulatory.



7054400

SERIES

Ground crew call warning horn designed for Boeing. It produces 105db (+13db, -3db) at a frequency of 25-20,000 Hz.



 **0.65 lb.** (295gm)

 **H: 2.28"** (58mm)
Dia: 3.56" (90mm)

 **28 VDC:** 55 Microamps


| MODEL | PART # | DESCRIPTION | APPROVALS |
|---------|---------------|---|-----------|
| 7054400 | 01-0770544-00 | Ground Crew Call Warning Horn Designed For Boeing #10-62239-1 | FAA/PMA |
| 7054401 | 01-0770544-01 | Ground Crew Call Warning Horn Designed For Embraer | -- |

7066600

Auxiliary power unit for fire warning horn, designed for Boeing. It produces 106db (+10db, -3db) at a frequency of 25-20,000 Hz.



 **1.3 lb.** (590gm)


 **H: 3"** (58mm)
Dia: 5.1" (130mm)

 **28 VDC:** 55 Microamps

| MODEL | PART # | DESCRIPTION | APPROVALS |
|---------|---------------|---------------------------|-----------|
| 7066600 | 01-0770666-00 | APU Horn Assembly, Boeing | FAA/PMA |

INSTALLATION CABLE KITS

All Cable Kits include all required connectors for hooking up the strobe light to the power supply only, warning placards and the Installation Service Manual. All cable is 16-gauge 3/c shielded. The cable diameter is .275 (7mm). The weight is .050 lb. per linear foot (Kits do not include switches or breakers).



0.5 lb. (295gm) Per Linear Foot

| MODEL | PART # | DESCRIPTION | APPROVALS |
|--------|---------------|--|-----------|
| HS5 | 01-0750215-00 | 5' Cable Kit | -- |
| HT10 | 01-0750218-00 | 10' Cable Kit | |
| HS30 | 01-0750214-00 | 30' Cable Kit | |
| HD60 | 01-0750206-00 | 60' Cable Kit NSN | |
| HDT390 | 01-0750205-00 | 90' Cable Kit | |
| HT | 01-0750216-00 | Install Kit Only • No Cable / Connectors | |



WARNING: This product may contain chemicals known to the State of California to cause cancer and birth defects or other reproductive harm. For more information, visit flywat.com/regulatory.

REPLACEMENT CONNECTORS

Replacement connector kits and assemblies for cables.



| MODEL | PART # | DESCRIPTION | APPROVALS |
|-------|---------------|---|-----------|
| A441 | 01-0430011-00 | 3-Position Male Connector With Pins Kit | -- |
| A442 | 01-0410823-00 | 3-Position Female Connector With Sockets Kit | |
| A444 | 02-0230007-00 | 2-Position Male Connector With Pins Assembly | |
| A446 | 02-0230085-00 | 2-Position Female Connector With Sockets Assembly | |
| A447 | 01-0417808-00 | 4-Position Male Connector With Pins Kit | |
| A448 | 01-0417808-01 | 4-Position Female Connector With Sockets Kit | |



WARNING: This product may contain chemicals known to the State of California to cause cancer and birth defects or other reproductive harm. For more information, visit flywat.com/regulatory.

HID LIGHTING SYSTEMS

AVAILABLE FOR:

BOMBARDIER GLOBAL

GULFSTREAM

DASSAULT FALCON

TEXTRON CITATION

ECLIPSE JET

PILATUS PC-12

PIPER PA-46

TEXTRON HAWKER

MOONEY

BOEING 737

TEXTRON BEECHCRAFT

BOMBARIDER CHALLENGER

BOMBARDIER LEARJET

TEXTRON CESSNA

EMBRAER PHENOM 100/300

CIRRUS SR

DIAMOND

TEXTRON PREMIER JET

PIAGGIO


CASA

ROTORCRAFT





Visit **WWW.FLYWAT.COM**

or contact us at @ **info@flywat.com** for more
information on our **HID Lighting Systems**.

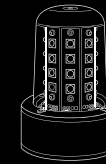


CONTACT us

View our new **System Recommendations Tab** at **WWW.FLYWAT.COM** to search for products on your aircraft make & model.




ORION™ 360
RED LED BEACON



ORION™ 500
WHITE LED TAIL POSITION



ORION™ 650E
GREEN LED POSITION



PARMETHEUS™ G3
PAR-36 LED TAXI

PARMETHEUS™ G3
PAR-46 LED LANDING



ORION™ 650E
RED LED POSITION



PRODUCT SALES & TECHNICAL SUPPORT



JEFF ARGERSINGER
Director, LED Products
Sales & Technical Support

✉ jargersinger@flywat.com
☎ +1 860.574.8010



BRYAN BOCHINSKI
LED Products
Sales & Technical Support

✉ bbochinski@flywat.com
☎ +1 860.574.8011



JAYDE MACHADO
HID Lighting/Aircraft Mods
Product Sales & Technical Support

✉ jmachado@flywat.com
☎ +1 772.263.8148



✉ INFO@FLYWAT.COM | ☎ 772.562.4757

Facebook Instagram YouTube Twitter @FLYWAT



WARNING: This product may contain chemicals known to the State of California to cause cancer and birth defects or other reproductive harm. For more information, visit flywat.com/regulatory.



WHELEN AEROSPACE TECHNOLOGIES

WWW.FLYWAT.COM

WHELEN AEROSPACE TECHNOLOGIES, LLC.
210 AIRPORT DRIVE EAST • SEBASTIAN, FL 32958

☎ 1-772-562-4757 ✉ INFO@FLYWAT.COM